



# Club Health Assessment for District 301A2 through May 2025

			Status		Membership						Reports					Finance		LCIF
Club Number	Club Name	Charter Date		Current Member Count	YTD Members Added	YTD Members Dropped	YTD Net Growth	YTD Net Growth%	Member Count 12 Months Ago	Avg. length of service for dropped members	Months Since Last MMR ***	Yrs. Since Last Officer Report	President Rotation	Vice President Reported ****	Months Since Last Activity Report ***	Account Balance	Donations for current Fiscal Year	
			Number of times on status quo within last two years	If below 15 members appears				If net loss is greater than 20% appears			If no report in 3 months appears in	When more than one year appears in	Number of repeat terms	Notes the officers that do not have an active	If no report at 12 months appears in red			
Clubs less than two years old																		
156244	Ayala Amity Maharlika	09/28/2023	Status Quo(1)	20	0	0	0	0.00%	20		20	1	None	P,S,T,M,VP SC	N/A	90+ Days		
177135	Bacoor City Gold Medallion	09/03/2024	Active	34	36	2	34	100.00%	0	0	1			N	M,SC	0	\$3,360.00	
182072	Cavite City Leo	04/29/2025	Newly Chartered	20	20	0	20	100.00%	0		0			N	M,VP	1		
156453	Cavite Grand	10/25/2023	Active	33	7	0	7	26.92%	26		4			R		2	\$300.00	
Exc Award (06/30/2024)																		
181733	Cavite Imuseño	05/29/2025	Newly Chartered	20	20	0	20	100.00%	0		0			N	SC	N/A		
158093	Cavite Magiting	05/02/2024	Active	26	7	3	4	18.18%	21	2	0		2	R	SC	1	90+ Days	
158094	Ibaan Host	04/23/2024	Active	54	1	0	1	1.89%	40		9		2	R	SC	9	90+ Days	
156295	Imus Dambalasik	10/05/2023	Active	30	8	13	-5	-14.29%	34	1	4		2	N		6	\$1,420.00	
171555	Imus Masigasig	05/07/2024	Active	22	0	2	-2	-8.33%	24	1	0		2	R	M	1	\$150.00	
182363	Laguna Legacy	05/21/2025	Newly Chartered	21	21	0	21	100.00%	0		0			N	M,SC	N/A		
179292	Lemery Host	03/31/2025	Newly Chartered	27	27	0	27	100.00%	0		1				VP,SC	N/A		
157722	Metro Business Titans	03/12/2024	Active	23	0	1	-1	-4.17%	22	0	4		2	N	SC	1	\$50.00	
181862	Panukulan Host	05/30/2025	Newly Chartered	20	20	0	20	100.00%	0		0				S,M,VP,SC	N/R		
181694	Philippine ASMEPPS	04/11/2025	Newly Chartered	22	22	0	22	100.00%	0		1			N		0		
180754	Puerto Princesa Tandikan	04/02/2025	Newly Chartered	22	22	0	22	100.00%	0		1			N	SC	1		
154907	Quezon Reina Pogi	06/27/2023	Active	22	2	0	2	10.00%	20		1		3	R	M	6		
157899	Santa Cruz Cabizera	04/03/2024	Active	32	10	4	6	23.08%	26	1	1		2	R	SC	1	\$1,200.00	
179209	Santa Cruz Primero	03/31/2025	Newly Chartered	20	20	0	20	100.00%	0		2				M,VP,SC	N/A		
181792	Silang Protech Construction	05/09/2025	Newly Chartered	24	24	0	24	100.00%	0		0				M,VP,SC	N/R		




# Club Health Assessment for District 301A2 through May 2025

			Status	Membership							Reports					Finance		LCIF
Club Number	Club Name	Charter Date		Current Member Count	YTD Members Added	YTD Members Dropped	YTD Net Growth	YTD Net Growth%	Member Count 12 Months Ago	Avg. length of service for dropped members	Months Since Last MMR ***	Yrs. Since Last Officer Report	President Rotation	Vice President Reported ****	Months Since Last Activity Report ***	Account Balance	Donations for current Fiscal Year	
			Number of times on status quo within last two years	If below 15 members appears	If net loss is greater than 20% appears					If no report in 3 months appears in	When more than one year appears in	Number of repeat terms	Notes the officers that do not have an active		If no report at 12 months appears in red			
Clubs more than two years old																		
153671	Alfonso La Prairie	03/06/2023	Active	23	7	7	0	0.00%	23	2	0			N M	2	90+ Days		
101233	AMADEO CLASS 86TH	02/13/2008	Status Quo(1)	23	0	6	-6	-20.69%	33	3	5			N P,SC	3			
132855	Ayala Amity Centennial	10/19/2017	Active(1)	95	13	2	11	13.10%	91	7	0			N	0		\$16,952.00	
Exc Award (06/30/2018, 06/30/2020, 06/30/20																		
138088	Ayala Amity Diamond 101	06/07/2019	Active	40	1	0	1	2.56%	39		0			VP,SC	2		\$1,000.00	
23474	BATANGAS	11/07/1961	Active	184	16	4	12	6.98%	175	12	0			N M	0		\$3,200.00	
Exc Award (06/30/2018)																		
146739	Batangas City 103	06/18/2021	Active	54	12	3	9	20.00%	48	3	0			N	0			
58627	BATANGAS CROWN	08/01/1996	Active	137	13	4	9	7.03%	130	6	0			N M	0		\$5,800.00	
Exc Award (06/30/2018, 06/30/2021, 06/30/20																		
137437	Batangas Saudi 101	04/16/2019	Active	53	19	3	16	43.24%	38	3	0			N	0		\$2,650.00	
Exc Award (06/30/2024)																		
133847	Batangas Thomasian Centennial	02/12/2018	Active	28	5	3	2	7.69%	27	6	0			R SC	0		\$2,050.00	
134749	Bauan Centennial	06/05/2018	Active	120	31	14	17	16.50%	111	4	2			N SC	0		\$5,050.00	
23475	BINAN	03/22/1964	Active	63	1	2	-1	-1.56%	69	30	3			N VP,SC	5		\$1,000.00	
Exc Award (06/30/2018, 06/30/2020)																		
57553	BINAN BAYANIHAN	11/22/1995	Active	66	3	3	0	0.00%	68	18	1			N	5		\$2,000.00	
Exc Award (06/30/2018, 06/30/2020, 06/30/20																		
23477	BULAN	01/20/1965	Active	58	7	3	4	7.41%	57	6	4			N M,SC	4			
23478	CABUYAO	09/01/1970	Active	30	9	1	8	36.36%	25	0	0			N M,VP	0			
151081	Cabuyao City Private School Leaders 104	06/08/2022	Active(1)	28	12	3	9	47.37%	20	2	0		2	R SC	0		\$350.00	
148387	Calamba 104	09/22/2021	Active	23	2	2	0	0.00%	23	3	7			N SC	0		\$1,970.00	
145820	Calamba Gems 103	04/08/2021	Active	23	1	3	-2	-8.00%	25	5	7		2	R P,M,SC	3			
23479	CALAMBA HOST	02/02/1964	Cancelled(8*)	0	0	40	-40	-100.00%	40	13	3	1	None	P,S,T,M,VP SC	22	90+ Days		
Exc Award (06/30/2020)																		



# Club Health Assessment for District 301A2 through May 2025

			Status	Membership							Reports					Finance	LCIF
Club Number	Club Name	Charter Date		Current Member Count	YTD Members Added	YTD Members Dropped	YTD Net Growth	YTD Net Growth%	Member Count 12 Months Ago	Avg. length of service for dropped members	Months Since Last MMR ***	Yrs. Since Last Officer Report	President Rotation	Vice President Reported ****	Months Since Last Activity Report ***	Account Balance	Donations for current Fiscal Year
			Number of times on status quo within last two years	If below 15 members appears				If net loss is greater than 20% appears			If no report in 3 months appears in	When more than one year appears in	Number of repeat terms	Notes the officers that do not have an active	If no report at 12 months appears in red		
123821	Calapan	12/17/2014	Cancelled(8*)	0	0	18	-18	-100.00%	18	7	2		None	P,S,T,M,VP SC	17	90+ Days	
121803	Camarines Norte	06/03/2014	Active(1)	24	24	37	-13	-35.14%	37	5	2		2	M,VP,SC	2		
146196	Camarines Norte 103 Pacific Coast	05/17/2021	Active	21	5	5	0	0.00%	21	4	0			N T,M,SC	9		
23480	CAMARINES SUR	10/15/1949	Cancelled(8*)	0	0	23	-23	-100.00%	23	11	9		None	P,S,T,M,VP SC	24+	90+ Days	
145649	Canlubang Calamba Estate 103	03/17/2021	Active	28	1	0	1	3.70%	27		0		2	N	1		\$100.00
144342	Cavite ASMEPPS 103-A	12/23/2020	Active	39	10	2	8	25.81%	50	1	0			N	1		\$2,350.00
Exc Award (06/30/2022, 06/30/2023)																	
23481	CAVITE CITY	06/02/1971	Active	37	3	0	3	8.82%	37		0			N	0		\$110.00
Exc Award (06/30/2018, 06/30/2020, 06/30/2021)																	
128133	Cavite City Fort San Felipe	06/28/2016	Status Quo(3)	19	0	1	-1	-5.00%	20	4	5			N M,VP,SC	5		
123450	Cavite Educators	10/27/2014	Active(1)	15	2	3	-1	-6.25%	16	2	5		3	N SC	8		
Exc Award (06/30/2017, 06/30/2018)																	
136108	Cavite Filam Educators 101	10/09/2018	Active	23	3	5	-2	-8.00%	25	3	5			N	2		
151127	Cavite Gems 104	06/21/2022	Active(1)	20	4	3	1	5.26%	20	3	0		4	R	0		
23482	DAET	04/16/1973	Active	20	0	0	0	0.00%	20		10			N P,T,SC	3	90+ Days	
143936	Daet 103 Service	12/15/2020	Active	51	16	2	14	37.84%	38	4	0			N	5		
46873	DASMARINAS	01/29/1987	Active	48	2	1	1	2.13%	49	2	0			N T	0		\$9,000.00
Exc Award (06/30/2024)																	
132665	Dasmariñas South Centennial	09/12/2017	Cancelled(8*)	0	0	16	-16	-100.00%	19	5	4		None	P,S,T,M,VP SC	13	90+ Days	
126088	General Trias	10/30/2015	Active	28	10	2	8	40.00%	24	2	2		2	N SC	0		\$50.00
Exc Award (06/30/2024)																	
151057	GMA Cavite Riders 104	06/15/2022	Active(2)	20	20	21	-1	-4.76%	21	2	0		2	M,VP,SC	0		
99761	GMA HOLY FAMILY	06/28/2007	Active(1)	25	3	1	2	8.70%	24	4	4		2	N SC	0		
151231	Greater Manila Educators 104	06/14/2022	Status Quo(1)	21	13	4	9	75.00%	12	1	7			N SC	7	90+ Days	
144066	Indang Cavite Highlands 103	12/22/2020	Active	32	2	0	2	6.67%	30		0			N VP,SC	8		
96274	LAS PINAS DIAMOND	03/01/2006	Active(1)	24	0	0	0	0.00%	24		9			R	2		



# Club Health Assessment for District 301A2 through May 2025

			Status	Membership							Reports					Finance		LCIF
Club Number	Club Name	Charter Date		Current Member Count	YTD Members Added	YTD Members Dropped	YTD Net Growth	YTD Net Growth%	Member Count 12 Months Ago	Avg. length of service for dropped members	Months Since Last MMR ***	Yrs. Since Last Officer Report	President Rotation	Vice President Reported ****	Months Since Last Activity Report ***	Account Balance	Donations for current Fiscal Year	
			Number of times on status quo within last two years	If below 15 members appears					If net loss is greater than 20% appears			If no report in 3 months appears in	When more than one year appears in	Number of repeat terms	Notes the officers that do not have an active	If no report at 12 months red		
149469	Las Piñas Elite 104	01/04/2022	Status Quo(1)	4	0	0	0	0.00%	4		10		2	R	SC	24+	90+ Days	
23485	LAS PINAS HOST	09/28/1958	Active	39	3	1	2	5.41%	56	29	1			N	M	9		
23488	LEGASPI CITY	01/30/1950	Active	42	0	3	-3	-6.67%	45	5	3		4	N	P,T,VP,SC	7		\$50.00
Exc Award (06/30/2018)																		
23497	LIPA CITY MALARAYAT	03/08/1971	Active	33	11	2	9	37.50%	24	13	4			R	M,SC	0		
Exc Award (06/30/2020)																		
132583	Lipa Metro Centennial	09/06/2017	Status Quo(2)	17	1	0	1	6.25%	16		3				S,T,M,VP,SC	19	90+ Days	
146876	Los Baños Grand 103	06/21/2021	Active	5	0	5	-5	-50.00%	10	3	6		2	N	S,SC	12		
149781	Lubang 104	02/03/2022	Cancelled(8*)	0	0	23	-23	-100.00%	23	3	5	2	None		P,S,T,M,VP SC	N/A	90+ Days	
150609	Mabini Peninsula 104	04/26/2022	Active(1)	16	0	4	-4	-20.00%	20	2	5			N	SC	N/A		\$1,000.00
115086	MAGDALENA PINTONG PILAK	09/09/2011	Active	31	5	2	3	10.71%	29	2	2			N		1		\$2,600.00
33585	MAGDALO L C	03/28/1977	Active	19	3	3	0	0.00%	19	14	1			N	VP	2		
Exc Award (06/30/2018)																		
23493	MAKATI AYALA	11/10/1968	Active	16	0	0	0	0.00%	16		7			N	SC	18		
151230	Makati Business Circle 104	06/20/2022	Active	10	0	3	-3	-23.08%	13	1	6		4	N	M,SC	14	90+ Days	
151097	Makati City Educators 104	06/09/2022	Active(1)	18	9	2	7	63.64%	15	2	3		4		VP,SC	3	90+ Days	
53653	MAKATI GOLDEN	09/01/1992	Active	47	3	8	-5	-9.62%	52	7	0		2	N	M	3		\$1,100.00
Exc Award (06/30/2018, 06/30/2024)																		
123149	Makati Platinum	09/18/2014	Cancelled(8*)	0	0	22	-22	-100.00%	22	10	2		None		P,S,T,M,VP SC	22	90+ Days	
Exc Award (06/30/2018)																		
139746	Makati St Camillus 102	09/30/2019	Active	20	1	2	-1	-4.76%	21	1	7			N		5	90+ Days	
Exc Award (06/30/2024)																		
151056	Metro Manila South Educators 104	06/09/2022	Status Quo(2)	23	28	11	17	283.33%	6	2	0			N	S,SC	2	90+ Days	
23529	MUNTINGLUPA	03/22/1968	Active(1)	44	7	2	5	12.82%	45	6	1				VP	7		
Exc Award (06/30/2020, 06/30/2021)																		
140680	Muntinlupa City 102	01/17/2020	Active	19	0	0	0	0.00%	19		9				P,M,VP	7		



# Club Health Assessment for District 301A2 through May 2025

			Status	Membership							Reports					Finance		LCIF
Club Number	Club Name	Charter Date		Current Member Count	YTD Members Added	YTD Members Dropped	YTD Net Growth	YTD Net Growth%	Member Count 12 Months Ago	Avg. length of service for dropped members	Months Since Last MMR ***	Yrs. Since Last Officer Report	President Rotation	Vice President Reported ****	Months Since Last Activity Report ***	Account Balance	Donations for current Fiscal Year	
			Number of times on status quo within last two years	If below 15 members appears				If net loss is greater than 20% appears			If no report in 3 months appears in	When more than one year appears in	Number of repeat terms	Notes the officers that do not have an active	If no report at 12 months appears in red			
62165	MUNTINLUPA CITY VICTORIA HOMES	06/22/1999	Active	24	2	0	2	9.09%	22		1			N	T,M,VP,SC	0	\$1,000.00	
34475	NAGA CITY PENAFRANCIA Exc Award (06/30/2018)	09/20/1977	Cancelled(8*)	0	0	18	-18	-100.00%	18	10	5	1	None		P,S,T,M,VP SC	15	90+ Days	
134555	Nagcarlan Diamond Centennial	04/23/2018	Active	45	2	4	-2	-4.26%	47	2	9			R		0	\$300.00	
153068	Naro Island	12/01/2022	Cancelled(8*)	0	0	24	-24	-100.00%	24	2	5		None		P,S,T,M,VP SC	N/A	90+ Days	
151059	Paranaque City Educators 104	06/06/2022	Active(1)	16	0	4	-4	-20.00%	20	2	7			N		9	90+ Days	
136803	Parañaque Elite 101	11/13/2018	Active	19	0	1	-1	-5.00%	19	7	9			N		7		
137174	Paranaque Finest 101 Exc Award (06/30/2020)	02/01/2019	Active	20	3	4	-1	-4.76%	22	4	1			N	SC	2	\$1,050.00	
151077	Pasay City Educators 104	06/08/2022	Active	19	0	4	-4	-17.39%	24	2	0			N		0		
23533	PASAY CITY HOST Exc Award (06/30/2016, 06/30/2018, 06/30/20)	04/16/1949	Active	130	21	1	20	18.18%	119	0	0			N		1	\$31,059.60	
142459	Pasay City Remate Exc Award (06/30/2021)	08/12/2020	Active	23	5	3	2	9.52%	27	4	4			N	P,M	3	\$100.00	
23532	PASAY MABUHAY	07/17/1969	Active	21	0	0	0	0.00%	21		21	1	None		P,S,T,M,VP SC	2		
125536	Pili Capital Educators	08/28/2015	Status Quo(2)	20	0	0	0	0.00%	20		25	1	None		P,S,T,M,VP SC	24+	90+ Days	
125535	Pili Family Prestige	09/23/2015	Active	27	0	1	-1	-3.57%	28	4	9			N	VP,SC	3		
50546	PUERTO PRINCESA CITY BALAYONG	05/16/1990	Active	34	2	2	0	0.00%	33	1	4			N	M,VP,SC	2	\$100.00	
134385	Puerto Princesa Educators Centennial	04/26/2018	Active	20	0	5	-5	-20.00%	25	3	0		2	R	SC	9		
97995	QUEZON METRO REINA	02/15/2007	Active	30	11	9	2	7.14%	28	8	0				P,VP	0		
151276	Real 104	06/14/2022	Active	35	6	2	4	12.90%	38	6	2			N	SC	6	\$200.00	
135918	Reina Quezon Sunrise	07/30/2018	Active	31	5	0	5	19.23%	28		2				VP	10		
97843	ROSARIO BATANGAS	10/23/2006	Active	35	3	4	-1	-2.78%	36	1	0			N	P,M,VP,SC	0	\$800.00	
149292	Saint Francis of Assisi College 104 Exc Award (06/30/2022, 06/30/2023, 06/30/20)	12/27/2021	Active	29	8	7	1	3.57%	30	3	1		2	R	M	4	\$1,500.00	



# Club Health Assessment for District 301A2 through May 2025

			Status	Membership							Reports					Finance	LCIF
Club Number	Club Name	Charter Date		Current Member Count	YTD Members Added	YTD Members Dropped	YTD Net Growth	YTD Net Growth%	Member Count 12 Months Ago	Avg. length of service for dropped members	Months Since Last MMR ***	Yrs. Since Last Officer Report	President Rotation	Vice President Reported ****	Months Since Last Activity Report ***	Account Balance	Donations for current Fiscal Year
			Number of times on status quo within last two years	If below 15 members appears					If net loss is greater than 20% appears		If no report in 3 months appears in	When more than one year repeat appears in	Number of repeat terms	Notes the officers that do not have an active	If no report at 12 months appears in red		
149518	San Jose Batangas Bastion 104	01/06/2022	Active	62	10	0	10	19.23%	52		2			N	0	90+ Days	\$1,100.00
137638	San Jose Grand 101	04/29/2019	Cancelled(8*)	0	0	28	-28	-100.00%	31	5	4	1	None	P,S,T,M,VP SC	22		
53708	SAN PABLO CITY EMERALD	09/28/1992	Active	66	13	1	12	22.22%	55	29	2			N	0		\$6,730.00
Exc Award (06/30/2017, 06/30/2023, 06/30/20																	
23536	SAN PABLO CITY HOST	03/01/1953	Active	97	6	1	5	5.43%	96	18	0			N	6		\$1,700.00
151095	San Pablo Infinity 104	06/10/2022	Active	35	7	0	7	25.00%	29		0			N	3		\$150.00
Exc Award (06/30/2023, 06/30/2024)																	
44768	SAN PABLO LAKE CITY	03/14/1985	Active	44	12	0	12	37.50%	36		0			N	0		\$3,420.00
23537	SAN PEDRO	03/01/1965	Active(1)	45	3	0	3	7.14%	42		0			VP,SC	0		\$3,150.00
136747	San Pedro STO Sepulchro 101	11/15/2018	Active	26	0	0	0	0.00%	26		7			N	2		
139790	Santa Rosa Diamonds 102	09/24/2019	Active	34	7	2	5	17.24%	37	4	1			N	0		\$150.00
Exc Award (06/30/2020, 06/30/2023)																	
34885	SEVEN LAKES L C	12/09/1977	Active	67	17	1	16	31.37%	52	13	3			N	0		\$4,200.00
Exc Award (06/30/2020, 06/30/2024)																	
134672	Sta Rosa Centennial	05/11/2018	Active	36	12	6	6	20.00%	30	5	0			N	0		\$3,150.00
105220	TAGAYTAY CITY LA PRAIRIE HOST	04/13/2009	Active	34	5	6	-1	-2.86%	45	4	2			N	0		
124040	Tanauan City	01/21/2015	Active	45	0	9	-9	-16.67%	54	5	0			N	1		\$6,000.00
Exc Award (06/30/2018, 06/30/2020, 06/30/20																	
149532	Western Batangas 104	01/14/2022	Active	52	6	2	4	8.33%	58	2	4			N	2		
Exc Award (06/30/2023, 06/30/2024)																	

Clubs Cancelled Previous Fiscal Year – Clubs Cancelled within last 12 months may be reinstated

Club Number	Club Name	Charter Date	Current Status*	Cancellation Date
139415	Albay Queen 102	08/08/2019	Cancelled(8*)	12/29/2023
151174	Batangas Educators 104	06/22/2022	Cancelled(8*)	12/29/2023
150785	Cavite City 104	05/18/2022	Cancelled(8*)	06/29/2024



# Club Health Assessment for District 301A2 through May 2025

				Status		Membership								Reports					Finance		LCIF
Club Number	Club Name	Charter Date		Current Member Count	YTD Members Added	YTD Members Dropped	YTD Net Growth	YTD Net Growth%	Member Count 12 Months Ago	Avg. length of service for dropped members	Months Since Last MMR ***	Yrs. Since Last Officer Report	President Rotation	Vice President Reported ****	Months Since Last Activity Report ***	Account Balance	Donations for current Fiscal Year				
			Number of times on status quo within last two years	If below 15 members appears				If net loss is greater than 20% appears			If no report in 3 months appears in	When more than one year appears in	Number of repeat terms	Notes the officers that do not have an active	If no report at 12 months appears in red						
140869	Cavite Oakwood Good Samaritan 102	02/03/2020	Cancelled(8*)	06/29/2024																	
151232	Las Piñas City Educators 104	06/23/2022	Cancelled(8*)	12/29/2023																	
150016	Makati Finest 104	03/25/2022	Cancelled(8*)	12/29/2023																	
140673	Naga City - Jovenes De Bicolandia 102	01/10/2020	Cancelled(8*)	12/29/2023																	
137496	Naga Oragon 101	04/26/2019	Cancelled(8*)	02/29/2024																	
151018	Noveleta 104	06/09/2022	Cancelled(8*)	12/29/2023																	
151053	Palawan Jose Rizal Educators 104	06/08/2022	Cancelled(8*)	12/29/2023																	
151098	Puerto Princesa City Educators Prime 104	06/09/2022	Cancelled(8*)	12/29/2023																	
144421	Ternate The Mardicas 103	12/29/2020	Cancelled(8*)	02/29/2024																	
134692	Trece Martires Oakwood Centennial	05/31/2018	Cancelled(8*)	02/29/2024																	
Current Total Clubs Count	YTD New Clubs Count	YTD Cancelled Clubs Count	YTD Net Club Gain	Current Total Members Count	YTD Add	YTD Drop	YTD Net Growth	YTD Net Growth %	Member Count 12 Months Ago	Average Member Count Per Club	% of Clubs with less than 20 members	% No MMR in 3 Months	% No Officer Report in 12 Months	% of Clubs with balance 90+ days	Number of Clubs in Status Quo	% Status Quo Clubs in Financial Suspension	Number of Cancelled Clubs	Average Cancelled Club Age	Members Lost Due to Cancellation	% of Clubs Cancelled for Non-Financial Reasons	
102	10	9	1	3,659	774	514	260	7.65%	3,557	36	14%	38%	3%	16%	8	88%	9	29	212	-144%	

\* - P - Priority Club. Cancellation Reasons: 1-Objectives/conduct, 2-Non-active club, 5-Non-existing club, 6-Disbanding, 7-Merger, 8-Financial Suspension, 9-District/Multiple District Dues.

\*\* - Abbreviation: P-President, S-Secretary, T-Treasurer, M-Member Chairperson, VP-First Vice President, MC-Communications Chairperson, SC-Service Chairperson

\*\*\* - Abbreviation: N/R - Never reported using the Lions Clubs website, N/A - Not applicable, No password registered for the Lions Clubs website.

\*\*\*\* - Abbreviation: N - New, IP - Immediate Past, R - Repeat.





# Club Health Assessment for District 301A3 through May 2025

Club Number	Club Name	Charter Date	Status	Membership							Reports					Finance	LCIF
				Current Member Count	YTD Members Added	YTD Members Dropped	YTD Net Growth	YTD Net Growth%	Member Count 12 Months Ago	Avg. length of service for dropped members	Months Since Last MMR ***	Yrs. Since Last Officer Report	President Rotation	Vice President Reported ****	Months Since Last Activity Report ***	Account Balance	Donations for current Fiscal Year
			Number of times on status quo within last two years	If below 15 members appears				If net loss is greater than 20% appears			If no report in 3 months appears in	When more than one year appears in	Number of repeat terms	Notes the officers that do not have an active	If no report at 12 months red		
<b>Clubs less than two years old</b>																	
172406	Manila Sakura Palawan	06/27/2024	Active(1)	18	0	6	-6	-25.00%	0	1	0		2	N	6		
<b>Clubs more than two years old</b>																	
140428	Manila - Philippine Christian University	02/03/2020	Active	12	0	0	0	0.00%	12		26	1	None	P,S,T,M,VP SC	N/R	90+ Days	
106087	MANILA ACHIEVERS	07/15/2009	Active(1)	75	3	0	3	4.17%	72		9			R	SC	2	\$7,620.90
Exc Award (06/30/2017, 06/30/2019, 06/30/2020)																	
121543	Manila Action	03/11/2014	Active(1)	64	0	0	0	0.00%	64		18	1	None	P,S,T,M,VP SC	24+		
138158	MANILA ALPHA UNITED	05/20/2019	Active	23	8	10	-2	-8.00%	25	3	1		2	N	SC	2	
140382	Manila Antique Kinaadman	01/14/2020	Active(1)	46	0	0	0	0.00%	46		11		4	R	M,SC	14	
129980	Manila Campus Achievers	02/08/2017	Active	23	0	0	0	0.00%	23		10		2		T,VP	24+	
130505	Manila Centennary Achievers	04/21/2017	Active	22	0	0	0	0.00%	22		11		8	N	P	24+	
62320	MANILA CENTENNIAL	08/23/1999	Active	14	0	5	-5	-26.32%	28	4	4		None	N	P	3	
140237	Manila Circles	12/10/2019	Active	27	0	2	-2	-6.90%	29	3	7			N		1	
149132	Manila Diamond	12/02/2021	Active	38	3	3	0	0.00%	42	4	0			N	SC	0	
Exc Award (06/30/2023)																	
23525	MANILA DIVISORIA	11/13/1973	Active	65	1	4	-3	-4.41%	68	13	0		2	R	VP,SC	8	
118973	MANILA EXCEL	03/19/2013	Active	24	4	0	4	20.00%	20		4		2		VP,SC	1	
31594	MANILA GMA	01/05/1976	Active(1)	31	10	2	8	34.78%	23	1	0		2		P,M,VP,SC	8	
151176	Manila Hope	06/13/2022	Active	13	0	7	-7	-35.00%	20	2	5		4		VP,SC	5	90+ Days
149457	Manila Humane	12/29/2021	Status Quo(1)	13	0	3	-3	-18.75%	16	4	0		4		M,VP,SC	3	90+ Days
102371	MANILA INFINITY	06/09/2008	Active	14	9	5	4	40.00%	10	0	0		None	R	P,T,M,VP	18	
Exc Award (06/30/2018)																	
136173	Manila Magnanimous	08/21/2018	Status Quo(2)	49	7	6	1	2.08%	48	2	1			N		0	90+ Days
Exc Award (06/30/2023)																	
139671	Manila Magnanimous Executive	09/05/2019	Status Quo(2)	15	0	4	-4	-21.05%	14	2	3		3		VP	8	90+ Days
130191	Manila Millennial Achievers	03/13/2017	Cancelled(6*)	0	0	0	0	0.00%	13		10	1	None	P,S,T,M,VP SC	24+		





# Club Health Assessment for District 301A3 through May 2025

			Status	Membership						Reports					Finance		LCIF
Club Number	Club Name	Charter Date		Current Member Count	YTD Members Added	YTD Members Dropped	YTD Net Growth	YTD Net Growth%	Member Count 12 Months Ago	Avg. length of service for dropped members	Months Since Last MMR ***	Yrs. Since Last Officer Report	President Rotation	Vice President Reported ****	Months Since Last Activity Report ***	Account Balance	Donations for current Fiscal Year
			Number of times on status quo within last two years	If below 15 members appears				If net loss is greater than 20% appears			If no report in 3 months appears in	When more than one year appears in	Number of repeat terms	Notes the officers that do not have an active	If no report at 12 months appears in red		
124073	Manila Nobility	01/27/2015	Active(1)	30	0	0	0	0.00%	30		18	2	None	P,S,T,M,VP SC	24+		
23500	MANILA REGENCY	04/25/1972	Active	18	0	1	-1	-5.26%	19	21	4		2	R	P,M,VP,SC	8	
131068	Manila Sakura	05/18/2017	Active	52	3	3	0	0.00%	59	5	7		2	R		3	\$1,350.00
	Exc Award (06/30/2022, 06/30/2023, 06/30/2024)																
136687	Manila Sampaguita	10/19/2018	Active	23	2	1	1	4.55%	25	2	2			N		1	\$1,000.00
	Exc Award (06/30/2021)																
111027	MANILA STAR	05/11/2011	Active	51	4	21	-17	-25.00%	68	3	0			N		1	
	Exc Award (06/30/2019, 06/30/2022, 06/30/2024)																
137679	Manila Twinkle Star Campus	03/20/2019	Status Quo(1)	25	0	0	0	0.00%	25		14			N	M,VP	19	90+ Days
130844	Manila Valenzuela Businessmar	05/05/2017	Active(2)	48	0	0	0	0.00%	48		9	1	None	P,S,T,M,VP SC	15		
151816	Manila Valenzuela Young	07/27/2022	Active(1)	20	0	0	0	0.00%	20		18	2	None	P,S,T,M,VP SC	24+		
84065	MANILA WEST TONDO	10/06/2004	Active(2)	27	27	27	0	0.00%	27	12	4		6		S,M,VP,SC	18	90+ Days
130445	Manila West Tondo Campus	04/21/2017	Status Quo(1)	25	0	0	0	0.00%	25		45	3	None	P,S,T,M,VP SC	24+	90+ Days	
123951	Manila Young Achievers	01/09/2015	Active	39	0	4	-4	-9.30%	43	6	0			R	M,VP,SC	2	\$7,000.00
	Exc Award (06/30/2019, 06/30/2023)																
139725	Manila Young Entrepreneurs	09/09/2019	Active	11	0	0	0	0.00%	11		13		2	N	S,M,SC	N/R	
140048	Manila Young Sakura	10/30/2019	Active	19	0	4	-4	-17.39%	23	5	1		2	N	S	5	

Clubs Cancelled Previous Fiscal Year – Clubs Cancelled within last 12 months may be reinstated

Club Number	Club Name	Charter Date	Current Status*	Cancellation Date
139718	Manila Action Shan Ji Tang	09/05/2019	Cancelled(8*)	12/29/2023
135573	Manila Classic	06/28/2018	Cancelled(8*)	01/29/2024
139747	Manila Infinity Campus	09/11/2019	Cancelled(6*)	05/29/2024
154718	Manila Masagana	06/30/2023	Cancelled(8*)	06/29/2024



## Club Health Assessment for District 301A3 through May 2025

Club NumberClub NameCharter Date			Status		Membership								Reports					Finance		LCIF
					Current Member Count	YTD Members Added	YTD Members Dropped	YTD Net Growth	YTD Net Growth%	Member Count 12 Months Ago	Avg. length of service for dropped members	Months Since Last MMR ***	Yrs. Since Last Officer Report	President Rotation	Vice President Reported ****	Months Since Last Activity Report ***	Account Balance	Donations for current Fiscal Year		
			Number of times on status quo within last two years	If below 15 members appears				If net loss is greater than 20% appears			If no report in 3 months appears in	When more than one year appears in	Number of repeat terms	Notes the officers that do not have an active	If no report at 12 months appears in red					
Current Total Clubs Count	YTD New Clubs Count	YTD Cancelled Clubs Count	YTD Net Club Gain	Current Total Members Count	YTD Add	YTD Drop	YTD Net Growth	YTD Net Growth %	Member Count 12 Months Ago	Average Member Count Per Club	% of Clubs with less than 20 members	% No MMR in 3 Months	% No Officer Report in 12 Months	% of Clubs with balance 90+ days	Number of Clubs in Status Quo	% Status Quo Clubs in Financial Suspension	Number of Cancelled Clubs	Average Cancelled Club Age	Members Lost Due to Cancellation	% of Clubs Cancelled for Non-Financial Reasons
32	0	1	-1	974	81	118	-37	-3.66%	1,018	30	31%	63%	19%	25%	5	100%	1	23	0	-200%

\* - P - Priority Club. Cancellation Reasons: 1-Objectives/conduct, 2-Non-active club, 5-Non-existing club, 6-Disbanding, 7-Merger, 8-Financial Suspension, 9-District/Multiple District Dues.

\*\* - Abbreviation: P-President, S-Secretary, T-Treasurer, M-Member Chairperson, VP-First Vice President, MC-Communications Chairperson, SC-Service Chairperson

\*\*\* - Abbreviation: N/R - Never reported using the Lions Clubs website, N/A - Not applicable, No password registered for the Lions Clubs website.

\*\*\*\* - Abbreviation: N - New, IP - Immediate Past, R - Repeat.




# Club Health Assessment for District 301A4 through May 2025

			Status	Membership							Reports					Finance		LCIF
Club Number	Club Name	Charter Date		Current Member Count	YTD Members Added	YTD Members Dropped	YTD Net Growth	YTD Net Growth%	Member Count 12 Months Ago	Avg. length of service for dropped members	Months Since Last MMR ***	Yrs. Since Last Officer Report	President Rotation	Vice President Reported ****	Months Since Last Activity Report ***	Account Balance	Donations for current Fiscal Year	
			Number of times on status quo within last two years	If below 15 members appears				If net loss is greater than 20% appears			If no report in 3 months appears in	When more than one year appears in	Number of repeat terms		Notes the officers that do not have appears in an active	If no report at 12 months red		
Clubs more than two years old																		
56312	MANILA ABSOLUTE	12/08/1994	Active	41	9	8	1	2.50%	40	11	0				M,VP,SC	3		\$3,000.00
40907	MANILA ALLIED	02/15/1982	Active(2)	54	7	0	7	14.89%	57		0				M,VP,SC	8		\$3,000.00
143935	Manila Allied QRT	12/22/2020	Active	25	2	0	2	8.70%	23		10			N	SC	9		
142483	Manila Batch 8 Brotherhood	10/12/2020	Active(1)	30	0	10	-10	-25.00%	40	6	3		3		VP,SC	8		
137442	Manila Businessmen	03/01/2019	Active(1)	64	0	0	0	0.00%	64		18		None		P,S,T,M,VP SC	N/R		
133295	Manila Charity	11/30/2017	Active	78	15	0	15	23.81%	63		2		2		T,M,VP,SC	24+		\$2,000.00
23524	MANILA CHINATOWN	11/13/1973	Active(1)	63	4	9	-5	-7.35%	89	4	0				VP,SC	1		\$1,000.00
23496	MANILA CONTINENTAL	12/04/1973	Active	37	6	2	4	12.12%	33	28	0		2	R	M,SC	4		
146180	Manila Execomm	05/17/2021	Active	21	0	0	0	0.00%	21		0		5		M,VP,SC	N/A		
30117	MANILA EXECUTIVE	01/07/1975	Active(2)	12	0	0	0	0.00%	12		16		4		T,M,VP,SC	22		
32172	MANILA FRIENDSHIP	04/29/1976	Active	56	8	7	1	1.82%	55	9	0				M,VP,SC	1		\$3,000.00
151944	Manila Glory	08/10/2022	Active	32	0	0	0	0.00%	32		13		None		P,S,T,M,VP SC	N/A		
146887	Manila Gosiuti	06/24/2021	Active	43	0	0	0	0.00%	43		47		None		P,S,T,M,VP SC	N/A		
23506	MANILA HOST	03/23/1949	Active(1)	35	4	0	4	12.90%	31		2				VP,SC	8		\$2,000.00
143226	Manila ICE	10/12/2020	Active	44	0	0	0	0.00%	44		34		None		P,S,T,M,VP SC	N/A		
109122	MANILA IMAGE	09/01/2010	Active	21	0	0	0	0.00%	21		4		2		M,VP,SC	24+		
139589	Manila Love	08/29/2019	Active	28	6	0	6	27.27%	22		4		None		P,S,T,M,VP SC	N/R		
133293	Manila Metropolis	12/01/2017	Active	59	0	0	0	0.00%	59		19		None		P,S,T,M,VP SC	24+		
31155	MANILA MOLAVE	08/29/1975	Active	49	6	1	5	11.36%	44	5	0		2		M,VP,SC	2		
41793	MANILA NEW SOCIETY	08/23/1982	Active(1)	13	1	2	-1	-7.14%	14	9	0		6		VP,SC	3		
137444	Manila Oriental	03/01/2019	Active(1)	33	11	3	8	32.00%	25	5	6		None	N	P,T,VP,SC	N/R		
23513	MANILA QUIAPO	01/06/1970	Active(1)	29	0	0	0	0.00%	29		16		2		VP,SC	9		
139616	Manila Rescue	09/13/2019	Active	26	0	0	0	0.00%	26		47		None		P,S,T,M,VP SC	N/R		
132259	Manila Rose	11/13/2017	Active	52	0	0	0	0.00%	52		13		None		P,S,T,M,VP SC	24+		\$1,000.00



## Club Health Assessment for District 301A4 through May 2025

			Status	Membership							Reports					Finance	LCIF
Club Number	Club Name	Charter Date		Current Member Count	YTD Members Added	YTD Members Dropped	YTD Net Growth	YTD Net Growth%	Member Count 12 Months Ago	Avg. length of service for dropped members	Months Since Last MMR ***	Yrs. Since Last Officer Report	President Rotation	Vice President Reported ****	Months Since Last Activity Report ***	Account Balance	Donations for current Fiscal Year
			Number of times on status quo within last two years	If below 15 members appears				If net loss is greater than 20% appears			If no report in 3 months appears in	When more than one year appears in	Number of repeat terms	Notes the officers that do not have appears in an active	If no report at 12 months red		
137446	Manila Royal	03/01/2019	Active	35	0	0	0	0.00%	35		13		None	P,S,T,M,VP SC	N/R		\$10,000.00
23510	MANILA SAMPALOC	09/10/1968	Active	40	0	2	-2	-4.76%	42	14	1		N	M,VP,SC	0		
	Exc Award (06/30/2024)																
32555	MANILA SUNSHINE CITY	06/21/1976	Active	9	3	8	-5	-35.71%	14	26	1		4	N	M,SC	2	
30450	MANILA TRADERS	03/26/1975	Active(1)	15	15	0	15	100.00%	14		6		2	N	VP,SC	24+	
109728	MANILA UNIVERSITY	11/17/2010	Active	18	0	0	0	0.00%	21		0		2		M,VP,SC	13	
109727	MANILA VIRTUE	11/17/2010	Active	18	0	1	-1	-5.26%	20	24	4		4	N	P,S,M,VP,SC	24+	
139596	Manila Vision	09/12/2019	Active	24	0	0	0	0.00%	24		47		None		P,S,T,M,VP SC	N/R	
133296	Manila Volunteer	11/30/2017	Active	25	12	38	-26	-50.98%	51	6	9				P,M,VP,SC	24+	

Clubs Cancelled Previous Fiscal Year – Clubs Cancelled within last 12 months may be reinstated

Club Number	Club Name	Charter Date	Current Status*	Cancellation Date
30291	MANILA BAY	02/26/1975	Cancelled(8*)	12/29/2023
143401	Manila Las Piñas E-Women	12/22/2020	Cancelled(8*)	12/29/2023
133294	Manila Mandarin	11/30/2017	Cancelled(8*)	06/29/2024
53771	MANILA MOVERS	10/28/1992	Cancelled(8*)	04/29/2024
139590	Manila Platinum	09/12/2019	Cancelled(8*)	06/29/2024

Current Total Clubs Count	YTD New Clubs Count	YTD Cancelled Clubs Count	YTD Net Club Gain	Current Total Members Count	YTD Add	YTD Drop	YTD Net Growth	YTD Net Growth %	Member Count 12 Months Ago	Average Member Count Per Club	% of Clubs with less than 20 members	% No MMR in 3 Months	% No Officer Report in 12 Months	% of Clubs with balance 90+ days	Number of Clubs in Status Quo	% Status Quo Clubs in Financial Suspension	Number of Cancelled Clubs	Average Cancelled Club Age	Members Lost Due to Cancellation	% of Clubs Cancelled for Non-Financial Reasons
32	0	0	0	1,129	109	91	18	1.62%	1,160	35	19%	59%	0%	0%	0	0%	0	0	0	0%

\* - P - Priority Club. Cancellation Reasons: 1-Objectives/conduct, 2-Non-active club, 5-Non-existing club, 6-Disbanding, 7-Merger, 8-Financial Suspension, 9-District/Multiple District Dues.

\*\* - Abbreviation: P-President, S-Secretary, T-Treasurer, M-Member Chairperson, VP-First Vice President, MC-Communications Chairperson, SC-Service Chairperson

\*\*\* - Abbreviation: N/R - Never reported using the Lions Clubs website, N/A - Not applicable, No password registered for the Lions Clubs website.

\*\*\*\* - Abbreviation: N - New, IP - Immediate Past, R - Repeat.




## Club Health Assessment for District 301 B1 through May 2025

			Status	Membership							Reports					Finance		LCIF
Club Number	Club Name	Charter Date		Current Member Count	YTD Members Added	YTD Members Dropped	YTD Net Growth	YTD Net Growth%	Member Count 12 Months Ago	Avg. length of service for dropped members	Months Since Last MMR ***	Yrs. Since Last Officer Report	President Rotation	Vice President Reported ****	Months Since Last Activity Report ***	Account Balance	Donations for current Fiscal Year	
			Number of times on status quo within last two years	If below 15 members appears				If net loss is greater than 20% appears			If no report in 3 months appears in	When more than one year appears in	Number of repeat terms	Notes the officers that do not have an active	If no report at 12 months appears in red			
Clubs less than two years old																		
155171	Bacolod City Dynamic	08/16/2023	Active	20	3	10	-7	-25.93%	21	1	7		2	N	5			
	Exc Award (06/30/2024)																	
155172	Bacolod City Lavender	10/06/2023	Active	30	6	6	0	0.00%	26	2	1		2	R	1		\$5,000.00	
	Exc Award (06/30/2024)																	
177969	Banate	05/14/2025	Newly Chartered	20	20	0	20	100.00%	0		0			N	M	N/R		
157118	Binalbagan Mount Hermit	05/16/2024	Active(1)	8	0	12	-12	-60.00%	20	1	0		2		M,VP	1		
177919	Dumangas	09/26/2024	Active	25	25	0	25	100.00%	0		3				M,VP,SC	6		
173304	Iloilo Diamond	07/30/2024	Active	20	20	0	20	100.00%	0		2			N		9		
173303	Iloilo Friendship	08/12/2024	Active	35	35	0	35	100.00%	0		6			N		2	\$4,000.00	
154437	Iloilo Rhoans	06/30/2023	Active	26	8	2	6	30.00%	20	2	1			N	M,SC	1	\$1,000.00	
171395	Sagay City Kabingahan	05/16/2024	Active(1)	26	2	4	-2	-7.14%	28	1	1				M,VP,SC	1		
Clubs more than two years old																		
139356	Bacolod City Anchor	08/09/2019	Active(1)	16	2	2	0	0.00%	21	4	0			N	SC	7		
30211	BACOLOD CITY BACOLOD AIRPORT	02/05/1975	Active	20	6	1	5	33.33%	15	8	2		4	R	SC	1		
29600	BACOLOD CITY CAPITOL	06/28/1974	Active	27	10	6	4	17.39%	23	3	2			R	SC	1		
64708	BACOLOD CITY FOURTH ESTATE	10/09/2001	Active	30	5	3	2	7.14%	28	5	0		3	N	M	0	\$1,280.00	
	Exc Award (06/30/2018, 06/30/2024)																	
23545	BACOLOD CITY HOST	11/07/1968	Active	132	28	16	12	10.00%	116	3	1				M,VP,SC	0	\$1,100.00	
	Exc Award (06/30/2018, 06/30/2020, 06/30/2024)																	
31135	BACOLOD CITY MT KANLANDOG	08/18/1975	Active	55	3	1	2	3.77%	53	2	1			N	P,SC	0	\$50.00	
	Exc Award (06/30/2018, 06/30/2021)																	
56413	BACOLOD CITY SAMPAGUITA	01/09/1995	Active	38	3	1	2	5.56%	54	4	5		2	R	SC	8	\$2,000.00	
	Exc Award (06/30/2017, 06/30/2018, 06/30/2020)																	
23547	BACOLOD CITY SUGARLANDIA	05/14/1973	Active	37	1	0	1	2.78%	36		0			N		1		
	Exc Award (06/30/2024)																	



# Club Health Assessment for District 301 B1 through May 2025

			Status	Membership							Reports					Finance		LCIF
Club Number	Club Name	Charter Date		Current Member Count	YTD Members Added	YTD Members Dropped	YTD Net Growth	YTD Net Growth%	Member Count 12 Months Ago	Avg. length of service for dropped members	Months Since Last MMR ***	Yrs. Since Last Officer Report	President Rotation	Vice President Reported ****	Months Since Last Activity Report ***	Account Balance	Donations for current Fiscal Year	
			Number of times on status quo within last two years	If below 15 members appears				If net loss is greater than 20% appears			If no report in 3 months appears in	When more than one year appears in	Number of repeat terms	Notes the officers that do not have an active	If no report at 12 months appears in red			
147968	Bacolod City Unity	08/27/2021	Active(2)	18	0	1	-1	-5.26%	19	2	9		2	R M	3			
34135	BACOLOD KATIPUNAN	06/16/1977	Active	11	0	0	0	0.00%	11		2		2	M,VP,SC	1			
45379	BACOLOD TRADERS	09/25/1985	Active	25	2	1	1	4.17%	23	0	0			N	1			
Exc Award (06/30/2018, 06/30/2020, 06/30/2023)																		
117264	BAROTAC NUEVO METRO	06/29/2012	Active	32	3	0	3	10.34%	29		0			N VP	0		\$1,000.00	
Exc Award (06/30/2023)																		
150328	Batad Metro	04/06/2022	Active(2)	23	3	0	3	15.00%	20		0		2	R M,SC	10			
123516	Boracay-Malay Amity	10/30/2014	Cancelled(8*)	0	0	23	-23	-100.00%	23	7	10		None	P,S,T,M,VP SC	24+	90+ Days		
31888	CAPIZ L C	03/16/1976	Active(1)	19	1	2	-1	-5.00%	20	13	1			N SC	8			
136615	Capiz Lioness	10/25/2018	Active(2)	18	0	6	-6	-25.00%	24	3	0			N T,M	8			
112060	GUIMARAS MANGO COUNTRY	08/19/2011	Active(1)	12	0	0	0	0.00%	12		2		3	N M,SC	9			
Exc Award (06/30/2020)																		
121448	Iloilo Butlak	02/26/2014	Active(1)	18	3	0	3	20.00%	15		4			N M,SC	9		\$1,000.00	
130624	Iloilo City Centennial Metro	03/31/2017	Active	11	0	0	0	0.00%	12		5			IP M,SC	1			
37381	ILOILO CITY INTEGRATED	06/26/1979	Active	103	10	9	1	0.98%	105	4	0			N	1		\$2,000.00	
Exc Award (06/30/2016, 06/30/2017, 06/30/2020)																		
41571	ILOILO CITY METRO	06/01/1982	Active	66	12	13	-1	-1.49%	67	7	1		2	N	1		\$50.00	
Exc Award (06/30/2024)																		
47751	ILOILO CITY PROFESSIONAL	10/05/1987	Active(1)	22	6	5	1	4.76%	21	22	1		2	M,VP,SC	1			
51991	ILOILO CITY UNITED ILOILO	09/03/1991	Active	18	1	2	-1	-5.26%	18	0	7			N P,M	1		\$1,000.00	
Exc Award (06/30/2017, 06/30/2018, 06/30/2020)																		
59201	ILOILO EMERALD	03/04/1997	Active(1)	36	3	2	1	2.86%	34	3	1			R	1		\$1,000.00	
Exc Award (06/30/2020, 06/30/2021)																		
33755	ILOILO FORT SAN PEDRO	04/14/1977	Active(1)	26	2	0	2	8.33%	24		1			N P,T	7			
57345	ILOILO GARDENIA	09/18/1995	Active	27	2	3	-1	-3.57%	28	5	1			R P,VP,SC	2		\$2,000.00	
Exc Award (06/30/2023, 06/30/2024)																		
23586	ILOILO HOST	07/19/1950	Active	45	25	18	7	18.42%	42	8	0			IP M,SC	1			



# Club Health Assessment for District 301 B1 through May 2025

			Status	Membership							Reports					Finance		LCIF
Club Number	Club Name	Charter Date		Current Member Count	YTD Members Added	YTD Members Dropped	YTD Net Growth	YTD Net Growth%	Member Count 12 Months Ago	Avg. length of service for dropped members	Months Since Last MMR ***	Yrs. Since Last Officer Report	President Rotation	Vice President Reported ****	Months Since Last Activity Report ***	Account Balance	Donations for current Fiscal Year	
			Number of times on status quo within last two years	If below 15 members appears				If net loss is greater than 20% appears			If no report in 3 months appears	When more than one year appears in	Number of repeat terms	Notes the officers that do not have an active	If no report at 12 months appears in red			
Exc Award (06/30/2017, 06/30/2024)																		
129036	Iloilo Host Premier Leo	11/17/2016	Active(1)	13	0	0	0	0.00%	15		0			N	VP,SC	4		
153288	Iloilo Progressive	04/12/2023	Active	26	0	1	-1	-3.70%	23	2	1			N		8	\$150.00	
Exc Award (06/30/2024)																		
141367	Janiuary Metro	04/10/2020	Active	11	0	0	0	0.00%	11		9				M,VP,SC	2		
59863	KABANKALAN CITY	07/03/1997	Active	49	8	1	7	16.67%	42	0	0			N	M,VP,SC	0	\$1,000.00	
Exc Award (06/30/2017, 06/30/2018, 06/30/2020)																		
146034	Kabankalan City Sinulog	06/01/2021	Active(1)	12	1	4	-3	-20.00%	15	3	1		3		M,VP,SC	3		
117973	KABANKALAN MT. BALICAOCAL LEO	10/19/2012	Active(1)	5	0	4	-4	-44.44%	9	8	5				M,VP,SC	8		
147993	La Carlota City	08/23/2021	Active	22	0	2	-2	-8.33%	19	3	0		2	N	M,VP,SC	0	\$1,000.00	
Exc Award (06/30/2022, 06/30/2023, 06/30/2024)																		
133740	Lambunao Metro	02/05/2018	Active(1)	17	0	2	-2	-10.53%	20	7	0			N	M,VP,SC	1		
23600	MOUNT KANLAON	02/21/1954	Active	48	5	2	3	6.67%	49	3	4			N		0	\$1,000.00	
Exc Award (06/30/2020, 06/30/2024)																		
150256	Negros Occidental Avengers	03/22/2022	Active	8	0	0	0	0.00%	8		0		4	N	M,SC	3		
23603	OCCIDENTAL NEGROS HOST	06/26/1949	Active	72	23	5	18	33.33%	54	3	0			N		0	\$2,000.00	
Exc Award (06/30/2024)																		
31713	POTOTAN	02/13/1976	Active	38	13	2	11	40.74%	27	3	3			IP	T,VP	4	\$3,000.00	
Exc Award (06/30/2017, 06/30/2020)																		

Clubs Cancelled Previous Fiscal Year – Clubs Cancelled within last 12 months may be reinstated

Club Number	Club Name	Charter Date	Current Status*	Cancellation Date
146124	Iloilo Sara Metro	06/01/2021	Cancelled(8*)	04/29/2024
155444	Pavia Host	09/26/2023	Cancelled(8*)	06/29/2024





## Club Health Assessment for District 301 B1 through May 2025

Club Number			Club Name			Charter Date			Status					Membership					Reports					Finance		LCIF
									Current Member Count	YTD Members Added	YTD Members Dropped	YTD Net Growth	YTD Net Growth%	Member Count 12 Months Ago	Avg. length of service for dropped members	Months Since Last MMR ***	Yrs. Since Last Officer Report	President Rotation	Vice President Reported ****	Months Since Last Activity Report ***	Account Balance	Donations for current Fiscal Year				
									Number of times on status quo within last two years	If below 15 members appears			If net loss is greater than 20% appears			If no report in 3 months appears in			When more than one year appears in	Number of repeat terms	Notes the officers that do not have an active			If no report at 12 months appears in red		
Current Total Clubs Count	YTD New Clubs Count	YTD Cancelled Clubs Count	YTD Net Club Gain	Current Total Members Count	YTD Add	YTD Drop	YTD Net Growth	YTD Net Growth %	Member Count 12 Months Ago	Average Member Count Per Club	% of Clubs with less than 20 members	% No MMR in 3 Months	% No Officer Report in 12 Months	% of Clubs with balance 90+ days	Number of Clubs in Status Quo	% Status Quo Clubs in Financial Suspension	Number of Cancelled Clubs	Average Cancelled Club Age	Members Lost Due to Cancellation	% of Clubs Cancelled for Non-Financial Reasons						
47	4	1	3	1,416	300	172	128	9.94%	1,300	30	34%	26%	0%	0%	0	0%	1	14	23	-200%						

\* - P - Priority Club. Cancellation Reasons: 1-Objectives/conduct, 2-Non-active club, 5-Non-existing club, 6-Disbanding, 7-Merger, 8-Financial Suspension, 9-District/Multiple District Dues.

\*\* - Abbreviation: P-President, S-Secretary, T-Treasurer, M-Member Chairperson, VP-First Vice President, MC-Communications Chairperson, SC-Service Chairperson

\*\*\* - Abbreviation: N/R - Never reported using the Lions Clubs website, N/A - Not applicable, No password registered for the Lions Clubs website.

\*\*\*\* - Abbreviation: N - New, IP - Immediate Past, R - Repeat.



# Club Health Assessment for District 301 B2 through May 2025

			Status	Membership							Reports					Finance		LCIF		
Club Number	Club Name	Charter Date		Current Member Count	YTD Members Added	YTD Members Dropped	YTD Net Growth	YTD Net Growth%	Member Count 12 Months Ago	Avg. length of service for dropped members	Months Since Last MMR ***	Yrs. Since Last Officer Report	President Rotation	Vice President Reported ****	Months Since Last Activity Report ***	Account Balance	Donations for current Fiscal Year			
			Number of times on status quo within last two years	If below 15 members appears					If net loss is greater than 20% appears					If no report in 3 months appears in	When more than one year appears in	Number of repeat terms	Notes the officers that do not have an active	If no report at 12 months appears in red		
Clubs less than two years old			Status Quo(1)  Newly Chartered  Newly Chartered	20	22	2	20	100.00%	0	0	0			N		N/R	90+ Days			
178897	Batuan Evergreen	12/16/2024		30	32	2	30	100.00%	0	0	0			M,VP		N/A	\$993.58			
180970	Cebu Global	03/14/2025		40	41	1	40	100.00%	0	0	0			M,VP,SC		N/A	\$1,000.00			
Clubs more than two years old			Active  Active  Active  Active(1)  Active  Active(1)  Active  Active  Active(1)  Active(1)  Active  Active  Active  Active  Active	24	0	3	-3	-11.11%	27	4	5			N		24+	90+ Days			
131913	BAYBAY CITY HOST	06/28/2017		28	7	2	5	21.74%	24	0	1			N	M	1		\$5,200.00		
116582	BOHOL CHOCOLATE HILLS	04/24/2012		37	6	0	6	19.35%	31		1			N		2		\$6,200.00		
58922	BOHOL ISLAND	12/10/1996		50	5	1	4	8.70%	46	3	1			N	S	0		\$4,000.00		
137094	Bohol Lady	02/21/2019		Exc Award (06/30/2022)																
132465	Bohol Premier	11/16/2017		27	6	6	0	0.00%	33	3	0		2	R	VP,SC	0		\$1,000.00		
146490	Carmen Optimum	06/09/2021		Exc Award (06/30/2024)																
23560	CEBU	08/06/1949		93	8	2	6	6.90%	87	45	0			N	M	0		\$2,400.00		
Exc Award (06/30/2020, 06/30/2021, 06/30/2022)				29	1	2	-1	-3.33%	30	8	5				M,VP,SC	19		\$1,000.00		
33154	CEBU BAYANIHAN	12/27/1976		29	7	1	6	26.09%	27	4	0			R	S	1				
141876	Cebu Business Park	06/24/2020		83	7	15	-8	-8.79%	91	3	2			N	S,SC	8		\$1,450.00		
Exc Award (06/30/2018, 06/30/2019, 06/30/2020)				74	0	0	0	0.00%	74		13		2		M,VP,SC	24+				
130852	Cebu Chinatown	05/09/2017		7	0	0	0	0.00%	26		11				M,VP,SC	11				
43258	CEBU CITY MAGINO-O	12/20/1983		28	8	3	5	21.74%	23	3	3			N		10				
144673	Cebu City Peltan	12/29/2020		26	0	0	0	0.00%	26		1		2	R	M,VP,SC	3				
55363	CEBU DIAMOND	03/07/1994		43	1	3	-2	-4.44%	45	1	4		4		VP,SC	2				
Exc Award (06/30/2021, 06/30/2024)				49	2	4	-2	-3.92%	55	2	3			N	VP	3				
30898	CEBU DOWNTOWN	06/10/1975	62445	CEBU HAMILI	10/27/1999															



# Club Health Assessment for District 301 B2 through May 2025

			Status	Membership							Reports					Finance		LCIF
Club Number	Club Name	Charter Date		Current Member Count	YTD Members Added	YTD Members Dropped	YTD Net Growth	YTD Net Growth%	Member Count 12 Months Ago	Avg. length of service for dropped members	Months Since Last MMR ***	Yrs. Since Last Officer Report	President Rotation	Vice President Reported ****	Months Since Last Activity Report ***	Account Balance	Donations for current Fiscal Year	
			Number of times on status quo within last two years	If below 15 members appears				If net loss is greater than 20% appears			If no report in 3 months appears in	When more than one year appears in	Number of repeat terms	Notes the officers that do not have appears in an active	If no report at 12 months red			
Exc Award (06/30/2020)																		
154001	Cebu Heritage	04/18/2023	Active(2)	31	35	62	-27	-46.55%	58	2	0		2	R	5			
117919	CEBU KABANAY	10/01/2012	Active	19	0	2	-2	-9.52%	23	1	2		2	R	11		\$1,235.00	
Exc Award (06/30/2023)																		
123541	Cebu Lumad	11/10/2014	Cancelled(8*)	0	0	10	-10	-100.00%	10	8	21	1	None	P,S,T,M,VP SC	21	90+ Days		
23563	CEBU MAGELLAN	10/06/1968	Active(1)	7	0	0	0	0.00%	7		0			VP,SC	24+			
133231	Cebu Malipayon	11/22/2017	Status Quo(2)	6	0	0	0	0.00%	6		23	1	None	P,S,T,M,VP SC	24+	90+ Days		
144645	Cebu Polaris	12/30/2020	Status Quo(2)	12	0	0	0	0.00%	12		13		2	R	24+	90+ Days		
23565	CEBU QUEEN CITY	10/02/1963	Active(2)	15	17	2	15	100.00%	0	0	0			IP	1			
33379	CEBU SILANGAN	02/18/1977	Active	25	4	9	-5	-16.67%	30	5	0			N	15			
150685	Cebu Stellar	04/28/2022	Active	26	14	0	14	116.67%	12		7		2	N	M	5	\$1,000.00	
23579	DUMAGUETE CITY	03/19/1950	Active	35	8	2	6	20.69%	29	0	4			R	9	90+ Days	\$1,000.00	
Exc Award (06/30/2023)																		
48218	DUMAGUETE CITY METRO DUMAGUETE	03/02/1988	Active	26	0	1	-1	-3.70%	27	5	9			N	M	3		
126133	Jagna Captain Goyo	11/11/2015	Active	28	3	0	3	12.00%	26		9		2	R		3	\$210.00	
23597	MANDAUE	11/03/1970	Active(1)	49	2	0	2	4.26%	47		1		2	R	VP,SC	15	\$3,300.00	
Exc Award (06/30/2019, 06/30/2024)																		
135308	Metro Tacloban Engineers	06/25/2018	Active	25	16	0	16	177.78%	13		0			M,VP	9		\$3,000.00	
148072	Moalboal	08/26/2021	Status Quo(3)	11	0	0	0	0.00%	11		18		2	R	S,T,M,SC	24+	90+ Days	
23604	ORMOC CITY	01/03/1974	Active(2)	30	0	4	-4	-11.76%	34	5	0			R	15		\$1,000.00	
42214	ORMOC SUPREME	01/25/1983	Active	29	2	0	2	7.41%	26		6			N	VP	0	\$1,100.00	
Exc Award (06/30/2020, 06/30/2024)																		
117922	ORMOC ULTIMATE	10/01/2012	Active	27	4	0	4	17.39%	22		4			N	M,VP	0	\$100.00	
Exc Award (06/30/2024)																		
36612	PALOMPON HINABLAYAN	02/20/1979	Active(2)	13	13	18	-5	-27.78%	18	11	3		3	N	VP	5	90+ Days	
151402	Panglao Island	06/22/2022	Active	42	15	4	11	35.48%	31	2	1			R	N/A		\$4,000.00	



## Club Health Assessment for District 301 B2 through May 2025

			Status							Membership							Reports					Finance		LCIF
Club Number	Club Name	Charter Date		Current Member Count	YTD Members Added	YTD Members Dropped	YTD Net Growth	YTD Net Growth%	Member Count 12 Months Ago	Avg. length of service for dropped members	Months Since Last MMR ***	Yrs. Since Last Officer Report	President Rotation	Vice President Reported ****	Months Since Last Activity Report ***	Account Balance	Donations for current Fiscal Year							
			Number of times on status quo within last two years	If below 15 members appears				If net loss is greater than 20% appears			If no report in 3 months appears in	When more than one year appears in	Number of repeat terms	Notes the officers that do not have an active	If no report at 12 months appears in red									
23615	TACLOBAN	06/30/1950	Active	42	0	0	0	0.00%	43		4			N M	13		\$4,050.00							
134574	Tacloban Centennial	04/26/2018	Active(3)	20	20	20	0	0.00%	33	5	0		7	N M,VP,SC	24+									
23617	TAGBILARAN	08/05/1950	Active	38	4	6	-2	-5.00%	47	5	1			N VP,SC	7		\$110.00							
39300	TAGBILARAN DAGOHUY	01/22/1981	Active	50	10	1	9	21.95%	41	1	1		3	R M	0		\$1,000.00							
	Exc Award (06/30/2024)																							
130148	Talisay City Sapphire	02/21/2017	Active	9	1	2	-1	-10.00%	10	7	1			VP	6									
77956	UNIVERSITY OF SAN CARLOS CAMPUS	12/19/2003	Active	18	0	4	-4	-18.18%	22	13	0		2	R	24+									
Current Total Clubs Count	YTD New Clubs Count	YTD Cancelled Clubs Count	YTD Net Club Gain	Current Total Members Count	YTD Add	YTD Drop	YTD Net Growth	YTD Net Growth %	Member Count 12 Months Ago	Average Member Count Per Club	% of Clubs with less than 20 members	% No MMR in 3 Months	% No Officer Report in 12 Months	% of Clubs with balance 90+ days	Number of Clubs in Status Quo	% Status Quo Clubs in Financial Suspension	Number of Cancelled Clubs	Average Cancelled Club Age	Members Lost Due to Cancellation	% of Clubs Cancelled for Non-Financial Reasons				
44	3	1	2	1,362	333	194	139	11.37%	1,294	31	25%	43%	2%	16%	4	100%	1	10	10	0%				

\* - P - Priority Club. Cancellation Reasons: 1-Objectives/conduct, 2-Non-active club, 5-Non-existing club, 6-Disbanding, 7-Merger, 8-Financial Suspension, 9-District/Multiple District Dues.

\*\* - Abbreviation: P-President, S-Secretary, T-Treasurer, M-Member Chairperson, VP-First Vice President, MC-Communications Chairperson, SC-Service Chairperson

\*\*\* - Abbreviation: N/R - Never reported using the Lions Clubs website, N/A - Not applicable, No password registered for the Lions Clubs website.

\*\*\*\* - Abbreviation: N - New, IP - Immediate Past, R - Repeat.



# Club Health Assessment for District 301 C through May 2025

			Status	Membership							Reports					Finance		LCIF
Club Number	Club Name	Charter Date		Current Member Count	YTD Members Added	YTD Members Dropped	YTD Net Growth	YTD Net Growth%	Member Count 12 Months Ago	Avg. length of service for dropped members	Months Since Last MMR ***	Yrs. Since Last Officer Report	President Rotation	Vice President Reported ****	Months Since Last Activity Report ***	Account Balance	Donations for current Fiscal Year	
			Number of times on status quo within last two years	If below 15 members appears					If net loss is greater than 20% appears		If no report in 3 months appears in	When more than one year appears in	Number of repeat terms	Notes the officers that do not have an active	If no report at 12 months appears in red			
Clubs less than two years old																		
182074	Baguio Alert	05/05/2025	Newly Chartered	20	20	0	20	100.00%	0		0			M,VP,SC	0			
157780	Baguio Gold	04/10/2024	Active	40	7	0	7	21.21%	33		1		2	R	6		\$7,000.00	
Exc Award (06/30/2024)																		
175946	Baguio New Horizon	08/02/2024	Active	20	26	6	20	100.00%	0	2	2			M,VP,SC	2			
154592	Baguio PCC-SOM Campus	06/20/2023	Active	22	11	0	11	100.00%	42		5			P,VP,SC	8			
154418	Baguio Sunrise	06/01/2023	Active	25	7	9	-2	-7.41%	43	3	0		3	N	M,SC	0		
177723	Candon Caring Hearts	08/21/2024	Active	32	32	0	32	100.00%	0		7			N	0			
156411	Kalinga Trinity	11/14/2023	Active(1)	22	25	3	22	100.00%	0	1	1		2	T,M,VP,SC	4			
172105	La Union Friendship	06/15/2024	Active	22	1	0	1	4.76%	0		10		2	M,VP,SC	5		\$900.00	
157848	Lingayen United	06/10/2024	Active	28	9	1	8	40.00%	0	0	9		2	T,M,VP,SC	4		\$1,000.00	
155826	Mangaldan	09/12/2023	Active	17	2	7	-5	-22.73%	22	1	0		2	N	M	5	90+ Days	
177643	Metro Benguet	08/16/2024	Active(2)	50	50	0	50	100.00%	0		3			N	5			
158044	Metro La Union	05/01/2024	Active	29	9	0	9	45.00%	0		1			N	VP,SC	0	\$1,000.00	
178776	Nueva Vizcaya	12/03/2024	Active	29	29	0	29	100.00%	0		1			M,VP,SC	2			
178785	Pangasinan Grateful	10/22/2024	Active	28	30	2	28	100.00%	0	0	2			N	M,SC	3		
172102	Solano Educators	06/11/2024	Active	18	0	2	-2	-10.00%	0	1	5		2	N	M	0		
158049	Solano Singian	06/07/2024	Active	26	9	3	6	30.00%	0	1	1		2	M,VP,SC	2			
153631	Tabuk City Host	06/09/2023	Active(2)	20	0	0	0	0.00%	20		23		3	M,VP,SC	N/R			
178929	The Great Plebeian College Campus	11/21/2024	Active	22	22	0	22	100.00%	0		6			N	N/A			
182068	Vigan Heritage	05/01/2025	Newly Chartered	23	23	0	23	100.00%	0		0			P,M,VP,SC	N/R			
Clubs more than two years old																		
110835	BAGGAO	04/13/2011	Active	22	3	1	2	10.00%	22	0	4			M,VP,SC	1			
Exc Award (06/30/2023)																		



# Club Health Assessment for District 301 C through May 2025

			Status	Membership							Reports					Finance		LCIF
Club Number	Club Name	Charter Date		Current Member Count	YTD Members Added	YTD Members Dropped	YTD Net Growth	YTD Net Growth%	Member Count 12 Months Ago	Avg. length of service for dropped members	Months Since Last MMR ***	Yrs. Since Last Officer Report	President Rotation	Vice President Reported ****	Months Since Last Activity Report ***	Account Balance	Donations for current Fiscal Year	
			Number of times on status quo within last two years	If below 15 members appears					If net loss is greater than 20% appears			If no report in 3 months appears in	When more than one year appears in	Number of repeat terms	Notes the officers that do not have an active	If no report at 12 months appears in red		
105025	BAGUIO BURNHAM	03/18/2009	Active	46	15	0	15	48.39%	32		3				M,VP,SC	7		\$17,000.00
Exc Award (06/30/2017, 06/30/2018, 06/30/2019)																		
62072	BAGUIO CHRYSANTHEMUM	06/09/1999	Active	45	2	2	0	0.00%	45	14	0		2	R	M,VP,SC	0		\$1,000.00
Exc Award (06/30/2016, 06/30/2017, 06/30/2018)																		
151323	Baguio City - Cordillera Sakura	06/22/2022	Cancelled(8*)	0	0	29	-29	-100.00%	33	3	6		None		P,S,T,M,VP SC	9	90+ Days	
Exc Award (06/30/2023)																		
23629	BAGUIO CITY HOST	09/10/1950	Active	67	10	4	6	9.84%	63	9	1			N	VP	0		\$3,750.00
Exc Award (06/30/2017, 06/30/2018, 06/30/2019)																		
55510	BAGUIO EVERLASTING	04/05/1994	Active	76	6	0	6	8.57%	72		2		2	R	M	0		\$1,235.00
Exc Award (06/30/2016, 06/30/2017, 06/30/2018)																		
137302	Baguio Family and Friends	01/23/2019	Active	122	34	6	28	29.79%	95	6	1			N		2		\$10,800.00
Exc Award (06/30/2020, 06/30/2021, 06/30/2022)																		
65157	BAGUIO KINDASAN	03/28/2002	Active	55	7	0	7	14.58%	51		4		2	R	S	0		\$2,000.00
Exc Award (06/30/2018, 06/30/2019, 06/30/2020)																		
88349	BAGUIO MAGNOLIA	06/20/2005	Active	48	5	1	4	9.09%	45	2	1			N		0		\$2,000.00
Exc Award (06/30/2017, 06/30/2018, 06/30/2019)																		
143214	BAGUIO MAHARLIKA DYNAMICS	10/13/2020	Active(1)	14	4	13	-9	-39.13%	22	3	0				M,VP	2		
Exc Award (06/30/2021)																		
33049	BAGUIO PINES CITY	11/22/1976	Active(1)	42	1	1	0	0.00%	46	9	0			N	P	3		
Exc Award (06/30/2018, 06/30/2023)																		
148094	Baguio Session	08/30/2021	Active(1)	23	25	5	20	666.67%	0	3	5		2	N	M	6		
129366	Baguio SLU-Medicine Campus	01/11/2017	Active	16	1	12	-11	-40.74%	27	3	5				M,VP,SC	10		
Exc Award (06/30/2018, 06/30/2019, 06/30/2020)																		
55474	BAGUIO SUNFLOWER	03/28/1994	Active	35	2	0	2	6.06%	38		4		2	R		2		\$2,000.00
Exc Award (06/30/2017, 06/30/2019, 06/30/2020)																		
126814	Bani Golden West	02/19/2016	Active	35	0	1	-1	-2.78%	36	1	5		2		M,VP,SC	9		\$6,000.00
Exc Award (06/30/2023)																		
138342	Bayambang Bayanihan	06/10/2019	Active	22	0	8	-8	-26.67%	30	2	6			R	T,SC	10		



# Club Health Assessment for District 301 C through May 2025

			Status	Membership							Reports					Finance		LCIF
Club Number	Club Name	Charter Date		Current Member Count	YTD Members Added	YTD Members Dropped	YTD Net Growth	YTD Net Growth%	Member Count 12 Months Ago	Avg. length of service for dropped members	Months Since Last MMR ***	Yrs. Since Last Officer Report	President Rotation	Vice President Reported ****	Months Since Last Activity Report ***	Account Balance	Donations for current Fiscal Year	
			Number of times on status quo within last two years	If below 15 members appears				If net loss is greater than 20% appears			If no report in 3 months appears in	When more than one year appears in	Number of repeat terms	Notes the officers that do not have an active	If no report at 12 months appears in red			
128130	Burgos	06/28/2016	Active(1)	31	2	0	2	6.90%	29		10		3	N T,M	0			
	Exc Award (06/30/2018)																	
97276	CAGAYAN NORTH	05/03/2006	Active(2)	39	6	0	6	18.18%	33		0		None	P,S,M,VP,SC	5			
77471	CANDON CITY	08/15/2003	Active	166	34	10	24	16.90%	153	4	0			N	0		\$9,100.00	
	Exc Award (06/30/2022, 06/30/2023, 06/30/2024)																	
123057	Cordillera Adivay	09/02/2014	Active	52	28	11	17	48.57%	34	2	0			R M	0		\$1,000.00	
	Exc Award (06/30/2017, 06/30/2020, 06/30/2024)																	
23641	DAGUPAN CITY	09/10/1949	Active	11	2	4	-2	-15.38%	13	3	5			N	2			
	Exc Award (06/30/2023)																	
23644	HUNDRED ISLANDS	02/19/1961	Active	53	2	1	1	1.92%	52	32	0			N M,VP	4		\$800.00	
	Exc Award (06/30/2021, 06/30/2022, 06/30/2024)																	
23651	LA UNION	12/22/1950	Active	28	1	2	-1	-3.45%	39	6	0		2	VP	2		\$1,500.00	
	Exc Award (06/30/2018, 06/30/2019, 06/30/2024)																	
143593	La Union Dynamic	11/23/2020	Active(1)	21	15	4	11	110.00%	9	3	0			N SC	0		\$1,000.00	
	Exc Award (06/30/2021)																	
54206	LA UNION L D	03/10/1993	Active	55	5	9	-4	-6.78%	59	16	1			N M	9		\$1,100.00	
	Exc Award (06/30/2018, 06/30/2024)																	
148606	La Union United	10/13/2021	Active	34	13	0	13	61.90%	21		1		2	R M	2		\$1,000.00	
	Exc Award (06/30/2023, 06/30/2024)																	
140996	Laoac Invictus	05/28/2020	Cancelled(6*)	0	0	7	-7	-100.00%	8	4	6		None	P,S,T,M,VP SC	10			
134643	Lorma	05/11/2018	Active	5	0	0	0	0.00%	5		18			N VP,SC	1			
101035	MALASIQUI	01/30/2008	Active	79	34	0	34	75.56%	53		7			M,VP,SC	2		\$2,000.00	
	Exc Award (06/30/2023)																	
122973	Metro Baguio	08/18/2014	Active	49	28	12	16	48.48%	33	3	0			R P,M,VP,SC	0		\$3,000.00	
	Exc Award (06/30/2017, 06/30/2021, 06/30/2024)																	
143770	Metro Pangasinan	11/30/2020	Active	16	3	6	-3	-15.79%	27	5	0			VP,SC	5		\$1,000.00	
	Exc Award (06/30/2023)																	
140778	Nueva Vizcaya Tribu	02/12/2020	Active(3)	15	0	6	-6	-28.57%	21	4	0			IP M,SC	9			





## Club Health Assessment for District 301 C through May 2025

Club Number	Club Name	Charter Date	Status	Membership							Reports					Finance	LCIF
				Current Member Count	YTD Members Added	YTD Members Dropped	YTD Net Growth	YTD Net Growth%	Member Count 12 Months Ago	Avg. length of service for dropped members	Months Since Last MMR ***	Yrs. Since Last Officer Report	President Rotation	Vice President Reported ****	Months Since Last Activity Report ***	Account Balance	Donations for current Fiscal Year
			Number of times on status quo within last two years	If below 15 members appears				If net loss is greater than 20% appears			If no report in 3 months appears	When more than one year appears in	Number of repeat terms	Notes the officers that do not have an active	If no report at 12 months appears in red		
96425	PANGASINAN COAST	05/06/2006	Active	42	5	1	4	10.53%	38	16	0		2	R	SC	5	\$3,100.00
	Exc Award (06/30/2022, 06/30/2024)																
147648	Pangasinan Maharlika Horizon	07/21/2021	Active(1)	67	31	15	16	31.37%	52	3	2			N	T	4	\$3,040.00
146622	Pangasinan Urduja	06/15/2021	Active(1)	17	1	2	-1	-5.56%	20	5	2		3	R	M,SC	3	
115622	PANGASINAN ZIMBA	07/25/2012	Active	15	3	0	3	25.00%	14		0				VP	3	
121748	Quirino Mamparang	03/31/2014	Active	31	4	2	2	6.90%	29	5	1		2	R	VP	2	
34554	SAN FERNANDO LU	10/24/1977	Active(1)	25	10	1	9	56.25%	18	1	0			N	M,SC	0	\$400.00
	Exc Award (06/30/2021)																
122972	Solano Sierra Madre	08/18/2014	Active	22	2	2	0	0.00%	34	3	0		3		P,T,M,VP,SC	0	
	Exc Award (06/30/2023)																

Clubs Cancelled Previous Fiscal Year – Clubs Cancelled within last 12 months may be reinstated

Club Number	Club Name	Charter Date	Current Status*	Cancellation Date
115226	ASIAN FISHERIES ACADEMY	10/14/2011	Cancelled(8*)	06/29/2024
105454	GIFTED LEARNING CENTRE CAMPUS	05/06/2009	Cancelled(8*)	06/29/2024
115949	GOLDEN WEST COLLEGES EAGLES CAMPUS	01/26/2012	Cancelled(8*)	06/29/2024

Current Total Clubs Count	YTD New Clubs Count	YTD Cancelled Clubs Count	YTD Net Club Gain	Current Total Members Count	YTD Add	YTD Drop	YTD Net Growth	YTD Net Growth %	Member Count 12 Months Ago	Average Member Count Per Club	% of Clubs with less than 20 members	% No MMR in 3 Months	% No Officer Report in 12 Months	% of Clubs with balance 90+ days	Number of Clubs in Status Quo	% Status Quo Clubs in Financial Suspension	Number of Cancelled Clubs	Average Cancelled Club Age	Members Lost Due to Cancellation	% of Clubs Cancelled for Non-Financial Reasons
56	8	2	6	2,034	656	211	445	28.01%	1,611	36	18%	36%	0%	2%	0	0%	2	24	36	-100%

\* - P - Priority Club. Cancellation Reasons: 1-Objectives/conduct, 2-Non-active club, 5-Non-existing club, 6-Disbanding, 7-Merger, 8-Financial Suspension, 9-District/Multiple District Dues.

\*\* - Abbreviation: P-President, S-Secretary, T-Treasurer, M-Member Chairperson, VP-First Vice President, MC-Communications Chairperson, SC-Service Chairperson

\*\*\* - Abbreviation: N/R - Never reported using the Lions Clubs website, N/A - Not applicable, No password registered for the Lions Clubs website.

\*\*\*\* - Abbreviation: N - New, IP - Immediate Past, R - Repeat.



# Club Health Assessment for District 301D1 through May 2025

			Status	Membership							Reports					Finance	LCIF					
Club Number	Club Name	Charter Date		Current Member Count	YTD Members Added	YTD Members Dropped	YTD Net Growth	YTD Net Growth%	Member Count 12 Months Ago	Avg. length of service for dropped members	Months Since Last MMR ***	Yrs. Since Last Officer Report	President Rotation	Vice President Reported ****	Months Since Last Activity Report ***	Account Balance	Donations for current Fiscal Year					
			Number of times on status quo within last two years	If below 15 members appears					If net loss is greater than 20% appears							If no report in 3 months appears in	When more than one year appears in	Number of repeat terms	Notes the officers that do not have an active	If no report at 12 months red		
Clubs less than two years old																						
180069	Angeles City Prime	01/15/2025	Active	20	20	0	20	100.00%	0		1			M,VP,SC	N/R							
180248	CRT Guimba Campus	02/10/2025	Active	20	20	0	20	100.00%	0		3			M,VP,SC	N/R							
179964	ELJ Platero Campus	01/07/2025	Active	20	20	0	20	100.00%	0		4			N	N/R							
180246	Honorato Perez Sr. Campus	01/07/2025	Active	20	20	0	20	100.00%	0		4			N	N/R							
179963	NEHS Senior Campus	01/07/2025	Active	20	20	0	20	100.00%	0		4			N	N/R							
157234	Olongapo City Malaya Executive	01/25/2024	Active	10	1	0	1	11.11%	8		1		None	P,M,VP,SC	13							
173109	Olongapo Sea	07/16/2024	Active	26	31	5	26	100.00%	0	5	0			P,M,VP,SC	0		\$2,000.00					
157349	Quezon City Premier Elite	02/28/2024	Active(1)	22	2	3	-1	-4.35%	21	1	8			N	8							
157226	Subic Metro Executive	02/16/2024	Active	47	21	0	21	80.77%	34		0		2	R	0		\$5,350.00					
171714	Tarlac Executive	05/21/2024	Active(1)	20	0	1	-1	-4.76%	20	0	1			IP	9							
155722	Tarlac United	09/11/2023	Active	18	9	6	3	20.00%	19	1	0			T,M,VP,SC	5							
156817	USST School Lions	01/22/2024	Cancelled(8*)	0	0	70	-70	-100.00%	22	0	8		None	P,S,T,M,VP SC	N/R	90+ Days						
171689	Zambales Funtastik	05/31/2024	Active	15	6	12	-6	-28.57%	20	1	3		2	N	S,SC	10						
Clubs more than two years old																						
44471	ANGELES CITY ANGELENOS Exc Award (06/30/2024)	12/13/1984	Active	26	1	0	1	4.00%	28		4			VP,SC	0							
61019	ANGELES CITY CENTENNIAL	07/01/1998	Active	21	4	2	2	10.53%	21	2	5			P,S,M,VP,SC	18							
45524	BALAGTAS	11/14/1985	Active	19	2	0	2	11.76%	18		4			M,VP,SC	8							
23677	BARASOAIN HOST Exc Award (06/30/2020)	07/04/1970	Active	28	0	1	-1	-3.45%	34	4	0		2	R	0							
102144	BATAAN PENINSULA Exc Award (06/30/2019, 06/30/2021, 06/30/2024)	05/21/2008	Active	49	6	4	2	4.26%	47	7	0		2	R	SC	0						
58605	BOCAUE EXECUTIVE	07/12/1996	Active	39	3	2	1	2.63%	40	2	1		2		VP,SC	2						
129408	Bulacan Paraluman Exc Award (06/30/2018, 06/30/2019, 06/30/2024)	11/22/2016	Active	30	2	6	-4	-11.76%	37	1	1			N	1							




# Club Health Assessment for District 301D1 through May 2025

			Status	Membership							Reports					Finance		LCIF
Club Number	Club Name	Charter Date		Current Member Count	YTD Members Added	YTD Members Dropped	YTD Net Growth	YTD Net Growth%	Member Count 12 Months Ago	Avg. length of service for dropped members	Months Since Last MMR ***	Yrs. Since Last Officer Report	President Rotation	Vice President Reported ****	Months Since Last Activity Report ***	Account Balance	Donations for current Fiscal Year	
			Number of times on status quo within last two years	If below 15 members appears					If net loss is greater than 20% appears		If no report in 3 months appears in	When more than one year appears in	Number of repeat terms	Notes the officers that do not have an active	If no report at 12 months appears in red			
134346	Cabanatuan City Metro	04/17/2018	Active	32	13	0	13	68.42%	19		2			R	VP,SC	1		
Exc Award (06/30/2019, 06/30/2020)																		
65026	CALOOCAN CITY GOLDEN	02/18/2002	Active	31	0	0	0	0.00%	31		0				P,M,VP,SC	18		
23680	CALOOCAN CITY HOST	12/14/1949	Active(1)	10	0	0	0	0.00%	14		11		4		S,M,VP,SC	N/R		
48337	CALOOCAN CITY PINAGBUKLOD	03/25/1988	Active	20	0	0	0	0.00%	20		12		4	N	M,VP,SC	17		
154171	CRT Cabanatuan	04/26/2023	Active(1)	20	0	0	0	0.00%	16		11		3		M,VP,SC	N/A		
154173	CRT Gapan	04/21/2023	Active	10	0	0	0	0.00%	16		11				P,S,M,VP,SC	N/A		
154174	CRT San Jose	04/21/2023	Active	10	0	0	0	0.00%	16		11				M,VP,SC	18		
152395	Gapan City JVF	09/21/2022	Active(1)	12	0	0	0	0.00%	17		1			N		8		
32973	GUIGUINTO	11/05/1976	Active	63	4	4	0	0.00%	63	3	0			N	M,VP	3		
Exc Award (06/30/2018, 06/30/2020)																		
54636	MALABON DUGONG BUGHAW EXECUTVE	06/22/1993	Active	26	0	1	-1	-3.70%	29	8	10				M,VP,SC	20		
58876	MALOLOS	11/27/1996	Active	36	0	0	0	0.00%	36		12		2	R	P,SC	20		
54088	MARILAO EXECUTIVE	02/11/1993	Active	31	1	5	-4	-11.43%	36	11	0				T,M,VP,SC	3		
78346	METRO VALENZUELA	02/26/2004	Active(1)	10	2	0	2	25.00%	8		4		3		VP	24+		
43534	MEYCAWAYAN LABONG	02/01/1984	Active(1)	20	1	1	0	0.00%	20	23	3		2	N	P,M,SC	1		
23698	OBANDO	08/10/1952	Active	20	0	12	-12	-37.50%	26	6	7		11		S,VP,SC	10		
102649	OLONGAPO CITY NEW HORIZON	06/25/2008	Active	22	12	0	12	120.00%	30		0		2	R	P	1		
31286	OLONGAPO CITY PENINSULA	10/14/1975	Active	43	6	2	4	10.26%	43	18	4			N	VP	1		
48876	OLONGAPO CITY SR EXECUTIVE	08/22/1988	Active	17	5	0	5	41.67%	17		5				M,VP,SC	13		
119329	PANDI EXECUTIVE	05/09/2013	Active	10	0	0	0	0.00%	10		23		3		M,VP,SC	N/R		
137370	Quezon City Agape	02/01/2019	Active(2)	11	1	6	-5	-31.25%	20	4	5		3		M,VP,SC	21		
54805	QUEZON CITY BAHAGHARI EXECUTIVE	08/02/1993	Active	46	12	0	12	35.29%	34		0			N	SC	3		
103763	QUEZON CITY DYNAMIC	10/08/2008	Active	68	5	2	3	4.62%	81	24	1			N	P,VP	0	\$1,000.00	



# Club Health Assessment for District 301D1 through May 2025

			Status	Membership							Reports					Finance	LCIF			
Club Number	Club Name	Charter Date		Current Member Count	YTD Members Added	YTD Members Dropped	YTD Net Growth	YTD Net Growth%	Member Count 12 Months Ago	Avg. length of service for dropped members	Months Since Last MMR ***	Yrs. Since Last Officer Report	President Rotation	Vice President Reported ****	Months Since Last Activity Report ***	Account Balance	Donations for current Fiscal Year			
			Number of times on status quo within last two years	If below 15 members appears					If net loss is greater than 20% appears			If no report in 3 months appears in	When more than one year appears in	Number of repeat terms	Notes the officers that do not have an active	If no report at 12 months appears in red				
Exc Award (06/30/2017, 06/30/2019)																				
117882	QUEZON CITY EDUCATORS	09/27/2012	Active	18	1	0	1	5.88%	17		1			R	M,VP	13	90+ Days			
136472	Quezon City Friendship	09/21/2018	Active	19	6	2	4	26.67%	17	0	0		7	R	M,VP,SC	3				
54764	QUEZON CITY HARIBON	07/19/1993	Active(1)	17	0	3	-3	-15.00%	20	1	7		2		M,VP,SC	24+				
55132	QUEZON CITY KATARUNGAN CENTRAL	12/15/1993	Active(1)	10	0	4	-4	-28.57%	23	1	4				P,T,M,VP,SC	15				
52775	QUEZON CITY MAHARLIKA	03/31/1992	Active	29	4	0	4	16.00%	28		2		4		M,VP,SC	0				
Exc Award (06/30/2016, 06/30/2017, 06/30/20)																				
124285	Quezon City Matanglawin Executive	07/27/2015	Active	13	5	12	-7	-35.00%	20	6	0				S,VP,SC	12	\$2,000.00			
118983	QUEZON CITY MORBAI	03/20/2013	Active	20	0	0	0	0.00%	25		0			N	SC	0				
128008	Quezon City Philippians	06/17/2016	Active(1)	25	9	0	9	56.25%	16		1			IP	SC	6				
61385	QUEZON CITY PHOENIX	12/23/1998	Active	79	31	28	3	3.95%	84	4	0				VP	4				
Exc Award (06/30/2017, 06/30/2018, 06/30/20)																				
104294	QUEZON CITY PLATINUM	01/05/2009	Active(1)	23	2	0	2	9.52%	32		2			IP		4	\$3,000.00			
Exc Award (06/30/2018)																				
147552	Quezon City Sinagtala	07/21/2021	Active	26	1	0	1	4.00%	25		6		4	R	SC	1				
152463	San Jose City	10/31/2022	Active(3)	15	12	0	12	400.00%	20		2		4		M,VP,SC	18				
23727	SAN JUAN	12/05/1958	Active	10	0	0	0	0.00%	10		23		6		M,VP,SC	24+				
39570	STA MARIA BATUTE	03/19/1981	Active	33	1	1	0	0.00%	35	4	0			R	SC	1	\$4,000.00			
41794	STA MARIA MULAWIN	08/18/1982	Active	21	7	1	6	40.00%	15	11	0		5	R	P	5				
39571	SUBIC TAMBULI	03/16/1981	Active	9	6	4	2	28.57%	13	2	1			N	T,M,SC	0				
23728	TARLAC	08/12/1971	Active	40	2	0	2	5.26%	40		0			N	M,VP,SC	0				
Exc Award (06/30/2019)																				
49157	TARLAC GEN MACABULOS	01/11/1989	Active	22	2	0	2	10.00%	20		6				M,VP,SC	24+	90+ Days	\$18,000.00		
148268	Tarlac Inc	09/14/2021	Active	52	12	19	-7	-11.86%	62	3	0			N	VP,SC	1				
23731	VALENZUELA	08/18/1965	Active	82	5	0	5	6.49%	84		1			N	VP,SC	9				
122945	Valenzuela City Supreme	08/18/2014	Active(1)	34	8	19	-11	-24.44%	30	2	0			N	VP	3				



# Club Health Assessment for District 301D1 through May 2025

INTERNATIONAL

Club Number	Club Name	Charter Date	Status	Membership							Reports					Finance	LCIF
				Current Member Count	YTD Members Added	YTD Members Dropped	YTD Net Growth	YTD Net Growth%	Member Count 12 Months Ago	Avg. length of service for members	Months Since Last MMR ***	Yrs. Since Last Officer Report	President Rotation	Vice President Reported ****	Months Since Last Activity Report ***	Account Balance	Donations for current Fiscal Year
			Number of times on status quo within last two years	If below 15 members appears				If net loss is greater than 20% appears			If no report in 3 months appears in	When more than one year appears in	Number of repeat terms	Notes the officers that do not have an active	If no report at 12 months appears in red		
154316	Valenzuela Pillars	05/15/2023	Cancelled(8*)	0	0	20	-20	-100.00%	20	2	5	1	None	P,S,T,M,VP SC M,VP	N/R	90+ Days	
56219	VALENZUELA UNITED Exc Award (06/30/2020)	11/01/1994	Active	40	3	7	-4	-9.09%	52	4	2		2	N	1		\$1,000.00

Clubs Cancelled Previous Fiscal Year – Clubs Cancelled within last 12 months may be reinstated

Club Number	Club Name	Charter Date	Current Status*	Cancellation Date
154322	Cabanatuan Bagong Sikat	05/15/2023	Cancelled(8*)	06/29/2024
42588	CALOOCAN CITY BAGONG PAG ASA	04/13/1983	Cancelled(8*)	06/29/2024
154170	Olongapo City New Horizon Executive	04/13/2023	Cancelled(8*)	12/29/2023
154295	Quezon City Excellent	04/27/2023	Cancelled(8*)	12/29/2023
153326	Quezon City Phoenix Executive	04/12/2023	Cancelled(8*)	12/29/2023
154172	Quezon City Tropa	04/11/2023	Cancelled(6*)	06/29/2024

Current Total Clubs Count	YTD New Clubs Count	YTD Cancelled Clubs Count	YTD Net Club Gain	Current Total Members Count	YTD Add	YTD Drop	YTD Net Growth	YTD Net Growth %	Member Count 12 Months Ago	Average Member Count Per Club	% of Clubs with less than 20 members	% No MMR in 3 Months	% No Officer Report in 12 Months	% of Clubs with balance 90+ days	Number of Clubs in Status Quo	% Status Quo Clubs in Financial Suspension	Number of Cancelled Clubs	Average Cancelled Club Age	Members Lost Due to Cancellation	% of Clubs Cancelled for Non-Financial Reasons
63	6	2	4	1,675	367	265	102	6.48%	1,679	27	32%	44%	0%	3%	0	0%	2	24	90	-250%

\* - P - Priority Club. Cancellation Reasons: 1-Objectives/conduct, 2-Non-active club, 5-Non-existing club, 6-Disbanding, 7-Merger, 8-Financial Suspension, 9-District/Multiple District Dues.

\*\* - Abbreviation: P-President, S-Secretary, T-Treasurer, M-Member Chairperson, VP-First Vice President, MC-Communications Chairperson, SC-Service Chairperson

\*\*\* - Abbreviation: N/R - Never reported using the Lions Clubs website, N/A - Not applicable, No password registered for the Lions Clubs website.

\*\*\*\* - Abbreviation: N - New, IP - Immediate Past, R - Repeat.



# Club Health Assessment for District 301D2 through May 2025

			Status	Membership							Reports					Finance		LCIF
Club Number	Club Name	Charter Date		Current Member Count	YTD Members Added	YTD Members Dropped	YTD Net Growth	YTD Net Growth%	Member Count 12 Months Ago	Avg. length of service for dropped members	Months Since Last MMR ***	Yrs. Since Last Officer Report	President Rotation	Vice President Reported ****	Months Since Last Activity Report ***	Account Balance	Donations for current Fiscal Year	
			Number of times on status quo within last two years	If below 15 members appears				If net loss is greater than 20% appears			If no report in 3 months appears in	When more than one year appears in	Number of repeat terms	Notes the officers that do not have an active	If no report at 12 months appears in red			
Clubs less than two years old																		
155753	Abucay Mahusay	04/10/2024	Active(1)	2	1	20	-19	-90.48%	21	1	0			P,S,T,M,VP SC	N/A			
158058	Angeles City Culiati	04/11/2024	Active(1)	2	1	19	-18	-90.00%	20	1	2			P,S,T,M,VP SC	N/R			
171181	Angeles Mount Pinatubo	04/30/2024	Active(1)	2	1	20	-19	-90.48%	21	1	2			P,S,T,M,VP SC	N/A			
171250	Apalit Central	04/30/2024	Cancelled(8*)	0	0	20	-20	-100.00%	20	1	13		None	P,S,T,M,VP SC	N/A	90+ Days		
158083	Balanga Matulungin	05/01/2024	Active(1)	2	1	20	-19	-90.48%	21	1	1			P,S,T,M,VP SC	N/R			
158078	Cabanatuan NextGen	05/01/2024	Active	4	1	18	-17	-80.95%	21	1	1			P,S,M,VP,SC	N/A			
156094	Castillejos Bayanihan	01/09/2024	Active(1)	43	7	1	6	16.22%	37	1	0		2	R	4			
158084	Gapan Masigasig	05/01/2024	Active(1)	2	1	20	-19	-90.48%	21	1	5			S,T,M,VP,SC	N/R			
158124	Lakandula	05/03/2024	Active(2)	3	1	18	-17	-85.00%	21	1	2			P,M,VP,SC	N/A			
156118	Marikina Pilipinas	04/11/2024	Active(1)	2	0	19	-19	-90.48%	21	1	5			P,S,T,M,VP SC	N/R			
158048	Marikina Youth	04/11/2024	Active(1)	3	1	19	-18	-85.71%	21	1	2			P,S,T,M,VP SC	N/R			
158088	Metro Angeles	04/22/2024	Active(1)	2	1	19	-18	-90.00%	20	1	2			P,S,T,M,VP SC	N/A			
155169	Pasig City Golden	08/04/2023	Cancelled(8*)	0	0	20	-20	-100.00%	20	1	5		None	P,S,T,M,VP SC	N/R	90+ Days		
158079	Pasig City Katuwang	05/01/2024	Active(1)	2	0	18	-18	-90.00%	20	1	5		2	S,T,M,VP,SC	N/R			
158081	Pasig NewGun	04/19/2024	Active	2	0	18	-18	-90.00%	20	1	5			P,S,T,M,VP SC	N/A			
155304	Quezon City Diamond	08/04/2023	Active	18	5	6	-1	-5.26%	23	4	2			T,M,VP,SC	N/R			
155825	Quezon City Mindanao Prime	09/21/2023	Active	26	7	4	3	13.04%	22	2	2			M,VP,SC	4		\$100.00	
158091	Quezon City Supreme	04/23/2024	Active(1)	1	0	20	-20	-95.24%	21	1	5			S,T,M,VP,SC	N/A			
154640	Rizal Athletic	06/21/2023	Active	1	0	4	-4	-80.00%	20	2	0		3	S,M,VP,SC	22			
174137	Rizal Paramount	07/22/2024	Active	26	26	0	26	100.00%	0		0			N	M,SC	1	\$3,000.00	
176883	Rizal Sierra Madre	08/21/2024	Active	20	20	0	20	100.00%	0		6			N		N/R		
158095	San Fernando Central	04/23/2024	Active(1)	3	1	18	-17	-85.00%	20	1	1			S,T,M,VP,SC	N/A			
158092	Talavera Acme	04/26/2024	Cancelled(8*)	0	0	1	-1	-100.00%	2	1	7		None	P,S,T,M,VP SC	N/A	90+ Days		
Clubs more than two years old																		



# Club Health Assessment for District 301D2 through May 2025

			Status	Membership							Reports					Finance		LCIF
Club Number	Club Name	Charter Date		Current Member Count	YTD Members Added	YTD Members Dropped	YTD Net Growth	YTD Net Growth%	Member Count 12 Months Ago	Avg. length of service for dropped members	Months Since Last MMR ***	Yrs. Since Last Officer Report	President Rotation	Vice President Reported ****	Months Since Last Activity Report ***	Account Balance	Donations for current Fiscal Year	
			Number of times on status quo within last two years	If below 15 members appears				If net loss is greater than 20% appears			If no report in 3 months appears in	When more than one year appears in	Number of repeat terms	Notes the officers that do not have appears in an active	If no report at 12 months red			
64762	ANGELES CITY CLARK BALIBAGO	11/02/2001	Active(1)	27	10	38	-28	-50.91%	55	5	2			VP	0			
23675	ANTIPOLO	06/12/1968	Active	3	2	11	-9	-75.00%	24	17	0		2	S,M,VP,SC	20			
	Exc Award (06/30/2021, 06/30/2023)																	
50983	ANTIPOLO BUENVIAJE	10/02/1990	Active	39	5	1	4	11.43%	37	1	1			N	1		\$1,000.00	
	Exc Award (06/30/2016, 06/30/2023)																	
144786	Antipolo Metro	01/19/2021	Cancelled(8*)	0	0	14	-14	-100.00%	14	4	23	1	None	P,S,T,M,VP SC	23	90+ Days		
135322	Bagac Friendship Centennial	06/27/2018	Active	26	0	8	-8	-23.53%	35	3	0		None	N	1			
	Exc Award (06/30/2019)																	
127298	Balanga City	04/15/2016	Active(1)	53	63	71	-8	-13.11%	61	6	2		3	M,VP,SC	10			
23678	BATAAN L C	01/28/1970	Active(1)	23	7	0	7	43.75%	16		7			N	9	90+ Days		
149163	Bataan One	04/28/2022	Active(1)	13	0	3	-3	-18.75%	16	2	5	1	None	P,S,T,M,VP SC	N/R	90+ Days		
153803	Bataan Premier	05/22/2023	Cancelled(8*)	0	0	20	-20	-100.00%	20	2	9		None	P,S,T,M,VP SC	N/R	90+ Days		
62124	BINANGONAN	06/14/1999	Active	20	0	0	0	0.00%	20		11	1	None	P,S,T,M,VP SC	24			
110440	BINANGONAN STA URSULA	02/25/2011	Active(1)	33	1	2	-1	-2.94%	49	7	6			P,M,VP,SC	24+			
146922	Bocauae Lolomboy	06/28/2021	Active(2)	4	1	5	-4	-50.00%	8	4	0			P,S,T,M,VP SC	N/R	90+ Days		
149177	BPSU-CNM Ruby	05/12/2022	Status Quo(1)	20	0	0	0	0.00%	20		13	2	None	P,S,T,M,VP SC	N/R	90+ Days		
146921	Cainta Sunrisers	06/24/2021	Active	26	1	4	-3	-10.34%	29	4	2	1	None	P,S,T,M,VP SC	N/R	90+ Days		
34326	CALOOCAN CITY GRACE PARK	07/18/1977	Active	24	1	0	1	4.35%	24		1		2	R	0			
63617	DINALUPIHAN DIMALUPIG	10/05/2000	Active(1)	23	23	27	-4	-14.81%	32	10	1		3	M,VP,SC	20			
151524	Floridablanca Sagip Lingap	06/28/2022	Active(2)	2	1	9	-8	-80.00%	10	2	0			T,M,VP,SC	N/R			
127297	Floridablanca Siglahi	04/21/2016	Cancelled(8*)	0	0	18	-18	-100.00%	18	6	2		None	P,S,T,M,VP SC	24+	90+ Days		
133366	Hermosa Centennial	12/15/2017	Active(1)	37	1	8	-7	-15.91%	44	4	2		2	VP,SC	21	90+ Days		
132984	Mabalacat Centennial	10/31/2017	Active	15	0	1	-1	-6.25%	25	8	0		4	M,VP,SC	24+			
121456	Manila Amity	02/27/2014	Active	8	2	11	-9	-52.94%	17	10	0		2	R	11			
	Exc Award (06/30/2016)																	
142537	Manila Eastern	08/24/2020	Active(1)	21	0	0	0	0.00%	21		8		3	M,VP,SC	N/R			





# Club Health Assessment for District 301D2 through May 2025

			Status	Membership							Reports					Finance		LCIF
Club Number	Club Name	Charter Date		Current Member Count	YTD Members Added	YTD Members Dropped	YTD Net Growth	YTD Net Growth%	Member Count 12 Months Ago	Avg. length of service for dropped members	Months Since Last MMR ***	Yrs. Since Last Officer Report	President Rotation	Vice President Reported ****	Months Since Last Activity Report ***	Account Balance	Donations for current Fiscal Year	
			Number of times on status quo within last two years	If below 15 members appears				If net loss is greater than 20% appears			If no report in 3 months appears in	When more than one year appears in	Number of repeat terms	Notes the officers that do not have an active	If no report at 12 months red			
149828	Manila Ruby Friendship	03/08/2022	Cancelled(8*)	0	0	21	-21	-100.00%	21	3	5	2	None	P,S,T,M,VP SC	N/R	90+ Days		
135415	Manila Titanium	06/26/2018	Active	38	1	2	-1	-2.56%	44	13	0			M,VP,SC	22			
119397	MARIKINA CITY	05/16/2013	Active	29	8	0	8	38.10%	81		2		R	M	23			
	Exc Award (06/30/2021, 06/30/2022, 06/30/2023)																	
136830	Marikina East	11/14/2018	Active	12	2	8	-6	-33.33%	19	8	0			M,VP	24+			
	Exc Award (06/30/2021, 06/30/2022)																	
149176	Marikina Executive	02/24/2022	Active	132	6	1	5	3.94%	126	18	0		N	M,VP,SC	N/R			
150742	Marikina Polytechnic College Campus	05/09/2022	Active	20	0	0	0	0.00%	20		26	2	None	P,S,T,M,VP SC	24+			
23694	MARIKINA VALLEY	12/06/1958	Active	46	3	4	-1	-2.13%	47	13	1		N		3			
	Exc Award (06/30/2018, 06/30/2020, 06/30/2023)																	
133804	Mariveles Centennial Host	02/07/2018	Active(2)	35	4	101	-97	-73.48%	131	4	2		N		2			
62166	NOVALICHES CENTENNIAL	06/22/1999	Status Quo(1)	9	0	0	0	0.00%	9		29	1	None	P,S,T,M,VP SC	24+	90+ Days		
145901	Orani De Masugpo	04/21/2021	Status Quo(3)	10	0	0	0	0.00%	10		13		None	P,S,T,M,VP SC	N/R	90+ Days		
150835	Pamantasan ng Lungsod Ng Marikina	05/20/2022	Cancelled(8*)	0	0	37	-37	-100.00%	37	3	5	2	None	P,S,T,M,VP SC	24+	90+ Days		
120032	Pamantasan Ng Lungsod Ng Pasig Campus	10/29/2013	Cancelled(9*)	0	0	22	-22	-100.00%	47	2	2		None	P,S,T,M,VP SC	24+			
120427	Pampanga Capitol	09/26/2013	Active(1)	16	0	0	0	0.00%	16		14	1	None	P,S,T,M,VP SC	24+	90+ Days		
23700	PASIG	11/26/1950	Active	95	5	0	5	5.56%	114		0		N	SC	11		\$18,100.00	
	Exc Award (06/30/2016, 06/30/2017, 06/30/2023)																	
63271	PASIG BAYANIHAN	06/06/2000	Active	4	3	4	-1	-20.00%	5	25	4		2	S,T,M,VP,SC	20			
	Exc Award (06/30/2018, 06/30/2019)																	
47627	PASIG CAPITOL	06/28/1987	Active	45	2	0	2	4.65%	43		2		N	VP	20	90+ Days		
150716	Pasig City	05/06/2022	Active(1)	18	2	1	1	5.88%	17	2	2			P,S,T,M,VP SC	N/R	90+ Days		
150514	Pasig City Diamond	04/27/2022	Cancelled(8*)	0	0	21	-21	-100.00%	21	2	0	1	None	P,S,T,M,VP SC	N/A	90+ Days		
147601	Pasig City M E Warriors	09/07/2021	Active(2)	2	1	6	-5	-71.43%	7	3	2			P,S,T,M,VP SC	N/R			
147140	Pasig City New River	06/29/2021	Active(1)	16	2	3	-1	-5.88%	17	4	0			P,S,T,M,VP SC	N/R	90+ Days		
149679	Pasig Younger Set	03/28/2022	Active	21	0	0	0	0.00%	21		21	1	None	P,S,T,M,VP SC	N/R			



# Club Health Assessment for District 301D2 through May 2025

			Status	Membership							Reports					Finance	LCIF
Club Number	Club Name	Charter Date		Current Member Count	YTD Members Added	YTD Members Dropped	YTD Net Growth	YTD Net Growth%	Member Count 12 Months Ago	Avg. length of service for dropped members	Months Since Last MMR ***	Yrs. Since Last Officer Report	President Rotation	Vice President Reported ****	Months Since Last Activity Report ***	Account Balance	Donations for current Fiscal Year
			Number of times on status quo within last two years	If below 15 members appears				If net loss is greater than 20% appears			If no report in 3 months appears in	When more than one year appears in	Number of repeat terms	Notes the officers that do not have appears in an active	If no report at 12 months red		
146956	Quezon City 3DS	06/25/2021	Status Quo(1)	17	0	0	0	0.00%	17		14	1	None	P,S,T,M,VP SC	24+	90+ Days	
23709	QUEZON CITY BARANGAY	05/26/1958	Active	7	2	2	0	0.00%	7	2	1			M,VP,SC	N/R		
132457	Quezon City Centennial	09/12/2017	Active(2)	20	0	0	0	0.00%	20		10		4	M,VP,SC	0		
23704	QUEZON CITY CUBAO	05/16/1970	Active	47	9	4	5	11.90%	44	2	1		N		1		
Exc Award (06/30/2021, 06/30/2023)																	
23714	QUEZON CITY DAMAYAN	08/30/1968	Active	23	1	3	-2	-8.00%	36	3	2		3	R	0		
Exc Award (06/30/2018)																	
115128	QUEZON CITY ENTREPRENEUR	09/26/2011	Active	47	4	8	-4	-7.84%	51	5	1			M,VP,SC	24+		
149830	Quezon City Harmonic Ruby	03/28/2022	Cancelled(8*)	0	0	20	-20	-100.00%	20	3	5	2	None	P,S,T,M,VP SC	N/R	90+ Days	
149827	Quezon City Kagalakan Ruby	02/22/2022	Cancelled(8*)	0	0	20	-20	-100.00%	20	3	5	2	None	P,S,T,M,VP SC	N/A	90+ Days	
41795	QUEZON CITY KALAYAAN	08/30/1982	Active	22	1	3	-2	-8.33%	111	13	0		R	S,M,VP,SC	20		
134660	Quezon City Kasiyahan Centennial	05/09/2018	Active(1)	10	2	2	0	0.00%	8	3	0		4	R, M,SC	24+		
31883	QUEZON CITY KAWILIHAN	03/15/1976	Active	31	16	0	16	106.67%	15		6		2	N, SC	8		
Exc Award (06/30/2016, 06/30/2017, 06/30/20)																	
45019	QUEZON CITY METRO NOVALICHES	05/07/1985	Active	22	1	0	1	4.76%	24		0		4	R, VP,SC	0		
Exc Award (06/30/2016)																	
150358	Quezon City MGG Ruby	05/09/2022	Status Quo(1)	20	0	0	0	0.00%	20		38		3	M,VP,SC	N/A	90+ Days	
150330	Quezon City Ruby Kaisa	05/05/2022	Status Quo(1)	20	0	0	0	0.00%	20		10		4	T,M,VP,SC	N/R	90+ Days	
150341	Quezon City Ruby Nagkaisa	05/09/2022	Status Quo(1)	20	0	0	0	0.00%	20		12		3	T,M,VP,SC	N/R	90+ Days	
150331	Quezon City Ruby Pinagkaisa	05/09/2022	Status Quo(1)	20	0	0	0	0.00%	20		10		4	T,M,VP,SC	N/R	90+ Days	
149829	Quezon City Santa Teresa Ruby	03/08/2022	Status Quo(1)	20	0	0	0	0.00%	20		10			S,T,M,VP,SC	N/A	90+ Days	
118546	RIZAL METRO	01/22/2013	Active	26	6	2	4	18.18%	22	9	1		2	N, SC	0		
112036	RIZAL TRADERS	08/10/2011	Active(1)	90	6	5	1	1.12%	89	7	0		2	N, SC	1		\$1,000.00
150186	Rizal United	04/28/2022	Active(1)	15	0	0	0	0.00%	15		1		4	M,VP,SC	1	90+ Days	
146919	Rodriguez United	06/24/2021	Active(1)	19	1	0	1	5.56%	18		2			P,S,T,M,VP SC	N/R	90+ Days	



# Club Health Assessment for District 301D2 through May 2025

			Membership								Reports					Finance		LCIF		
Club Number	Club Name	Charter Date		Current Member Count	YTD Members Added	YTD Members Dropped	YTD Net Growth	YTD Net Growth%	Member Count 12 Months Ago	Avg. length of service for dropped members	Months Since Last MMR ***	Yrs. Since Last Officer Report	President Rotation	Vice President Reported ****	Months Since Last Activity Report ***	Account Balance	Donations for current Fiscal Year			
			Number of times on status quo within last two years	If below 15 members appears	If net loss is greater than 20% appears						If no report in 3 months appears in	When more than one year appears in	Number of repeat terms	Notes the officers that do not have appears in an active red	If no report at 12 months red					
51759	RODRIQUEZ MONTALBAN	06/11/1991	Cancelled(8*)	0	0	10	-10	-100.00%	10	12	5		None	P,S,T,M,VP SC	24+	90+ Days	\$1,350.00			
62142	SAN FERNANDO CABALEN	06/18/1999	Active(1)	30	0	0	0	0.00%	30		10		5	M,VP,SC	24+					
57959	SAN ILDEFONSO BULACAN	03/12/1996	Active(1)	20	0	0	0	0.00%	36		9		2	N S,M,VP,SC	11					
147139	Santa Ana Sawali	06/29/2021	Active(1)	28	3	6	-3	-9.68%	31	1	2		None	P,S,T,M,VP SC	N/R	90+ Days				
134630	Subic Bay Centennial	05/10/2018	Active	87	1	4	-3	-3.33%	99	3	0		2	N VP	0					
150741	Taguig Acacia	05/09/2022	Active(1)	17	0	1	-1	-5.56%	18	3	5			P,S,T,M,VP SC	N/R	90+ Days				
133339	Taguig Global Centennial	12/20/2017	Active(1)	18	0	0	0	0.00%	21		9		3	R M,SC	19	90+ Days				
Exc Award (06/30/2020, 06/30/2021)																				
132920	Tanay Kapamilya	10/27/2017	Cancelled(8*)	0	0	19	-19	-100.00%	19	6	5		None	P,S,T,M,VP SC	7	90+ Days				
78532	TANAY KAPUSO	03/22/2004	Active(1)	45	0	3	-3	-6.25%	45	10	3			VP,SC	3					
Exc Award (06/30/2018, 06/30/2023)																				
55573	TAYTAY KABALIKAT	04/15/1994	Active	26	30	10	20	333.33%	6	8	2			VP,SC	22					
Exc Award (06/30/2023)																				
150516	Taytay Kristong Hari	04/28/2022	Active(2)	3	0	11	-11	-78.57%	14	3	0		4	T,M,VP,SC	1					
150162	Tumana Zif Riders	03/30/2022	Cancelled(8*)	0	0	10	-10	-100.00%	22	3	5	1	None	P,S,T,M,VP SC	24	90+ Days				
Current Total Clubs Count	YTD New Clubs Count	YTD Cancelled Clubs Count	YTD Net Club Gain	Current Total Members Count	YTD Add	YTD Drop	YTD Net Growth	YTD Net Growth %	Member Count 12 Months Ago	Average Member Count Per Club	% of Clubs with less than 20 members	% No MMR in 3 Months	% No Officer Report in 12 Months	% of Clubs with balance 90+ days	Number of Clubs in Status Quo	% Status Quo Clubs in Financial Suspension	Number of Cancelled Clubs	Average Cancelled Club Age	Members Lost Due to Cancellation	% of Clubs Cancelled for Non-Financial Reasons
84	2	15	-13	1,901	315	947	-632	-24.95%	2,849	23	45%	37%	11%	27%	9	100%	15	6	273	7%

\* - P - Priority Club. Cancellation Reasons: 1-Objectives/conduct, 2-Non-active club, 5-Non-existing club, 6-Disbanding, 7-Merger, 8-Financial Suspension, 9-District/Multiple District Dues.

\*\* - Abbreviation: P-President, S-Secretary, T-Treasurer, M-Member Chairperson, VP-First Vice President, MC-Communications Chairperson, SC-Service Chairperson

\*\*\* - Abbreviation: N/R - Never reported using the Lions Clubs website, N/A - Not applicable, No password registered for the Lions Clubs website.

\*\*\*\* - Abbreviation: N - New, IP - Immediate Past, R - Repeat.



# Club Health Assessment for District 301 E through May 2025

Club Number	Club Name	Charter Date	Status	Membership							Reports					Finance	LCIF
				Current Member Count	YTD Members Added	YTD Members Dropped	YTD Net Growth	YTD Net Growth%	Member Count 12 Months Ago	Avg. length of service for dropped members	Months Since Last MMR ***	Yrs. Since Last Officer Report	President Rotation	Vice President Reported ****	Months Since Last Activity Report ***	Account Balance	Donations for current Fiscal Year
			Number of times on status quo within last two years	If below 15 members appears				If net loss is greater than 20% appears			If no report in 3 months appears	When more than one year appears in	Number of repeat terms	Notes the officers that do not have an active	If no report at 12 months red		
<b>Clubs less than two years old</b>																	
179162	Basilan Host	04/03/2025	Newly Chartered	20	20	0	20	100.00%	0		1			M,VP,SC	N/R		
157708	Bayugan City Neo Green Valley	04/02/2024	Active	15	0	11	-11	-42.31%	26	1	0		2	R	S,M,VP,SC	N/A	
181025	Buenavista Tortosa	02/24/2025	Active	20	20	0	20	100.00%	0		3			M,VP,SC	N/A		
154671	Bukidnon Host	06/23/2023	Active(2)	22	4	2	2	10.00%	20	2	0			S,T,M,VP,SC	12		
182247	Bukidnon Malitbog	05/16/2025	Newly Chartered	21	21	0	21	100.00%	0		0			N	T,M,VP,SC	N/R	
154657	Bukidnon Maramag	06/23/2023	Active	20	0	1	-1	-4.76%	21	1	5			N	M,SC	0	
177497	Butuan City Mt. Mayapay	09/27/2024	Active	20	20	0	20	100.00%	0		8			M,VP,SC	N/A		
177501	Butuan City Premiere	09/27/2024	Active	25	27	2	25	100.00%	0	0	1			M,VP,SC	N/A		
157784	Cabadbaran City Alchemist	04/02/2024	Active(1)	20	0	0	0	0.00%	20		12		2	R		N/A	
157610	Cabadbaran City Mt Hilong-Hilong	04/02/2024	Active(1)	18	20	40	-20	-52.63%	38	1	0		3	N	P,S,M	N/A	
182251	Cagayan de Oro Asdang	05/16/2025	Newly Chartered	20	20	0	20	100.00%	0		0			N	M,SC	N/A	
182252	Cagayan de Oro Canitoan	05/16/2025	Newly Chartered	20	20	0	20	100.00%	0		0			N	M,SC	N/R	
182254	Cagayan de Oro Chada	05/16/2025	Newly Chartered	20	20	0	20	100.00%	0		0			N	T,M,SC	N/A	
182332	Cagayan de Oro City Crusaders	05/30/2025	Newly Chartered	20	20	0	20	100.00%	0		0			M,VP,SC	N/A		
182246	Cagayan de Oro Dragons DB	05/16/2025	Newly Chartered	20	20	0	20	100.00%	0		0			N	T,M,SC	N/A	
182255	Cagayan de Oro Higalaay	05/16/2025	Newly Chartered	20	20	0	20	100.00%	0		0			N	T,M,SC	N/A	
182253	Cagayan de Oro Pearl Maharlikans	05/16/2025	Newly Chartered	22	22	0	22	100.00%	0		0			N		N/A	
181611	Caraga Crusaders	04/10/2025	Newly Chartered	20	20	0	20	100.00%	0		0			N		N/A	
181632	Caraga Educators	04/14/2025	Newly Chartered	20	20	0	20	100.00%	0		1			M,VP,SC	N/A		



# Club Health Assessment for District 301 E through May 2025

			Status	Membership							Reports					Finance		LCIF
Club Number	Club Name	Charter Date		Current Member Count	YTD Members Added	YTD Members Dropped	YTD Net Growth	YTD Net Growth%	Member Count 12 Months Ago	Avg. length of service for dropped members	Months Since Last MMR ***	Yrs. Since Last Officer Report	President Rotation	Vice President Reported ****	Months Since Last Activity Report ***	Account Balance	Donations for current Fiscal Year	
			Number of times on status quo within last two years	If below 15 members appears				If net loss is greater than 20% appears			If no report in 3 months appears in	When more than one year appears in	Number of repeat terms	Notes the officers that do not have an active	If no report at 12 months red			
181631	Caraga Rescuers	04/15/2025	Newly Chartered	20	20	0	20	100.00%	0		0			N	N/A			
182256	Davao City Orchard	05/16/2025	Newly Chartered	20	20	0	20	100.00%	0		0			N	M,SC	N/R		
179161	Davao City Unified	02/26/2025	Active	20	20	0	20	100.00%	0		1			N	M,VP,SC	N/R		
177513	Dipolog Metro	03/03/2025	Newly Chartered	20	20	0	20	100.00%	0		0				P,M,VP,SC	N/R		
182333	Esperanza Premiere	05/29/2025	Newly Chartered	20	20	0	20	100.00%	0		0				M,VP,SC	N/A		
178940	General Santos City Kalilangan	02/27/2025	Active	21	21	0	21	100.00%	0		3				M,VP,SC	N/A		
182249	Ipil Sibugay	05/16/2025	Newly Chartered	20	20	0	20	100.00%	0		0			N	M,VP,SC	N/A		
177493	Kapalong Premier	09/11/2024	Active	30	30	0	30	100.00%	0		5				M,VP,SC	8		
181152	Maasim Trailblazers	03/07/2025	Newly Chartered	20	20	0	20	100.00%	0		2				M,VP,SC	N/A		
157566	Magallanes Bitaug	03/29/2024	Active(1)	25	44	54	-10	-28.57%	35	1	0				M,VP,SC	10		
182334	Mahaba River Tugnaw	05/23/2025	Newly Chartered	20	20	0	20	100.00%	0		0				M,VP,SC	N/A		
177491	Maitum Host	09/11/2024	Active	25	25	0	25	100.00%	0		2				M,VP,SC	N/A		
178942	Malapatan Host	03/27/2025	Newly Chartered	21	21	0	21	100.00%	0		2				M,VP,SC	N/A		
156434	Ozamiz City Metro Golden	11/28/2023	Active	17	9	6	3	21.43%	15	1	5		2	R	SC	3	\$700.00	
177514	Pagadian City Mt. Palpalan	11/09/2024	Active	21	21	0	21	100.00%	0		5				M,VP,SC	N/R		
179164	Pagadian City Yllana Bay	02/25/2025	Active	21	21	0	21	100.00%	0		3				M,VP,SC	N/R		
179247	San Francisco Premier	02/28/2025	Active	29	29	0	29	100.00%	0		0				M,VP,SC	N/R		
157884	Siargao Wow Cloud 10	04/02/2024	Active(1)	21	0	0	0	0.00%	21		6		None		P,S,T,M,VP SC	N/A		
177700	Siargao Wow Dapa	11/19/2024	Active	20	20	0	20	100.00%	0		6				M,VP,SC	N/A		
177702	Siargao Wow Del Carmen Sugba Lagoon	11/20/2024	Active	31	31	0	31	100.00%	0		0				M,VP,SC	N/A		
178945	Siargao WOW General Luna AFAM Bridge	11/06/2024	Active	20	20	0	20	100.00%	0		3				M,VP,SC	3		



# Club Health Assessment for District 301 E through May 2025

			Status	Membership						Reports					Finance	LCIF	
Club Number	Club Name	Charter Date		Current Member Count	YTD Members Added	YTD Members Dropped	YTD Net Growth	YTD Net Growth%	Member Count 12 Months Ago	Avg. length of service for dropped members	Months Since Last MMR ***	Yrs. Since Last Officer Report	President Rotation	Vice President Reported ****	Months Since Last Activity Report ***	Account Balance	Donations for current Fiscal Year
			Number of times on status quo within last two years	If below 15 members appears				If net loss is greater than 20% appears			If no report in 3 months appears in	When more than one year appears in	Number of repeat terms	Notes the officers that do not have an active	If no report at 12 months red		
179525	Siargao WOW Paradise General Luna	03/12/2025	Newly Chartered	20	20	0	20	100.00%	0		1			M,VP,SC	N/A		
182335	Sibagat Premiere	05/23/2025	Newly Chartered	20	20	0	20	100.00%	0		0			M,VP,SC	N/A		
157397	Surigao City Marajaw	04/01/2024	Active(1)	20	7	12	-5	-20.00%	25	0	2		N		3		
180433	Surigao City WOW Battle Strait	01/17/2025	Active	20	20	0	20	100.00%	0		4			M,VP,SC	N/A		
182245	Surigao Nickel	05/16/2025	Newly Chartered	27	27	0	27	100.00%	0		0		N	T,M,VP,SC	N/A		
180434	Surigao WOW Riders	02/13/2025	Active	20	20	0	20	100.00%	0		3		N	SC	N/A		
182329	Tukuran Blue Waters	05/30/2025	Newly Chartered	20	20	0	20	100.00%	0		0			M,VP,SC	N/R		
181038	Zamboanga City El Amores	03/06/2025	Newly Chartered	20	20	0	20	100.00%	0		2			M,VP,SC	N/A		
181035	Zamboanga City El Chavacano	03/06/2025	Newly Chartered	20	20	0	20	100.00%	0		2			P,M,VP,SC	N/A		
177699	Zamboanga City Wow	03/31/2025	Newly Chartered	20	20	0	20	100.00%	0		2			M,VP,SC	N/R		
182248	Zamboanga Peninzula	05/16/2025	Newly Chartered	21	21	0	21	100.00%	0		0		N	T,M,VP,SC	N/A		
Clubs more than two years old																	
144949	Agusan Centennial Legacy	06/15/2021	Active(2)	9	9	9	0	0.00%	9	3	3		3	R	T,M,SC	12	
153446	Agusan del Sur Naliyagan	03/08/2023	Active(2)	20	0	0	0	0.00%	20		14		None	P,S,T,M,VP SC	19		
135283	Agusan River	06/20/2018	Active	21	6	5	1	5.00%	20	2	1		3	N	M,VP,SC	4	\$1,600.00
	Exc Award (06/30/2024)																
121451	Bukidnon White Rock Wall	02/25/2014	Active(1)	28	0	6	-6	-17.65%	34	6	4			N	T,VP,SC	6	
	Exc Award (06/30/2021)																
117848	BUKIDNON-LAKE PINAMALLOY	09/19/2012	Active(1)	20	0	0	0	0.00%	20		6		None	P,S,T,M,VP SC	24+		\$200.00
23553	BUTUAN	03/15/1966	Active	62	12	2	10	19.23%	53	3	1			N		0	\$4,000.00
	Exc Award (06/30/2022, 06/30/2023, 06/30/2024)																
144843	Cabadbaran Fuego De	09/07/2021	Active(2)	125	19	0	19	17.92%	106		2			N	M,SC	8	\$5,000.00



# Club Health Assessment for District 301 E through May 2025

			Status	Membership							Reports					Finance	LCIF
Club Number	Club Name	Charter Date		Current Member Count	YTD Members Added	YTD Members Dropped	YTD Net Growth	YTD Net Growth%	Member Count 12 Months Ago	Avg. length of service for dropped members	Months Since Last MMR ***	Yrs. Since Last Officer Report	President Rotation	Vice President Reported ****	Months Since Last Activity Report ***	Account Balance	Donations for current Fiscal Year
			Number of times on status quo within last two years	If below 15 members appears				If net loss is greater than 20% appears			If no report in 3 months appears in	When more than one year appears in	Number of repeat terms	Notes the officers that do not have an active	If no report at 12 months red		
Exc Award (06/30/2022, 06/30/2023, 06/30/2024)																	
141851	Cabadbaran Golden Hearts	06/23/2020	Active	39	6	3	3	8.33%	39	2	0			R	M,VP	5	
32254	CAGAYAN DE ORO CITY DOWNTOWN	05/11/1976	Active(2)	10	10	0	10	100.00%	10		0				T,M,VP,SC	24+	
122612	Cagayan de Oro City Executive	06/24/2014	Active(1)	50	0	5	-5	-9.09%	67	2	0			N		5	\$1,000.00
Exc Award (06/30/2017, 06/30/2021, 06/30/2024)																	
31136	CAGAYAN DE ORO GOLDEN FRNDSHIP	08/19/1975	Active(2)	13	13	13	0	0.00%	13	21	0			N	P,M,VP,SC	24+	
23558	CAGAYAN DE ORO HOST	09/23/1950	Active(1)	88	20	3	17	23.94%	71	5	2			N	P,VP	2	\$34,000.00
Exc Award (06/30/2024)																	
31889	CAGAYAN DE ORO LAPASAN	03/15/1976	Active(1)	36	0	22	-22	-37.93%	58	8	1		3	N	VP,SC	5	\$2,000.00
Exc Award (06/30/2017, 06/30/2020)																	
55691	CAGAYAN DE ORO MACAJALAR BAY	05/16/1994	Active(2)	22	39	49	-10	-31.25%	39	6	2		2		P,M,VP,SC	4	
Exc Award (06/30/2017, 06/30/2018, 06/30/2022)																	
151525	Cagayan de Oro Maharlikans	06/29/2022	Active(2)	13	16	15	1	8.33%	12	2	3		2	R		5	\$400.00
23557	CAGAYAN DE ORO MAKAHAMBUS	01/03/1970	Active(2)	11	11	6	5	83.33%	6	18	0		5	N	M,VP,SC	24+	
53693	CAGAYAN DE ORO METRO	09/23/1992	Active	29	5	7	-2	-6.45%	31	8	4				T,M,VP,SC	4	\$1,300.00
Exc Award (06/30/2017)																	
23568	COTABATO	02/19/1961	Active	63	14	2	12	23.53%	52	4	3			N	SC	4	\$4,000.00
Exc Award (06/30/2017, 06/30/2018)																	
34051	DAVAO CITY CAPITOL	06/08/1977	Active	20	3	1	2	11.11%	19	22	0		2	N	SC	5	
Exc Award (06/30/2023)																	
36924	DAVAO CITY CHINATOWN	04/16/1979	Active(1)	25	0	1	-1	-3.85%	26	15	0		2	R	M,SC	9	
134268	Davao City Eagle	04/06/2018	Active(1)	18	0	4	-4	-18.18%	22	2	0		2	R	T,M,SC	0	
118419	DAVAO CITY ENTREPRENEUR	02/06/2013	Active(1)	22	0	0	0	0.00%	22		2			N	M,SC	4	\$1,000.00
23572	DAVAO CITY HOST	07/09/1949	Active	51	16	1	15	41.67%	45	0	0		2	R	M,VP,SC	0	\$1,000.00
Exc Award (06/30/2017)																	
126767	Davao City Kadayawan	02/02/2016	Active	34	1	0	1	3.03%	33		0		2	R		0	\$1,000.00





# Club Health Assessment for District 301 E through May 2025

			Status	Membership							Reports					Finance		LCIF
Club Number	Club Name	Charter Date		Current Member Count	YTD Members Added	YTD Members Dropped	YTD Net Growth	YTD Net Growth%	Member Count 12 Months Ago	Avg. length of service for dropped members	Months Since Last MMR ***	Yrs. Since Last Officer Report	President Rotation	Vice President Reported ****	Months Since Last Activity Report ***	Account Balance	Donations for current Fiscal Year	
			Number of times on status quo within last two years	If below 15 members appears				If net loss is greater than 20% appears			If no report in 3 months appears in	When more than one year appears in	Number of repeat terms	Notes the officers that do not have an active	If no report at 12 months appears in red			
78118	DAVAO CITY MABUHAY	01/26/2004	Cancelled(8*)	0	0	10	-10	-100.00%	10	17	8		None	P,S,T,M,VP SC M,SC	24+	90+ Days		
35837	DAVAO CITY MAHARLIKA Exc Award (06/30/2016)	06/27/1978	Active	42	5	1	4	10.53%	38	7	4		N		0			
23577	DAVAO CITY MOUNT APO	02/17/1971	Active(1)	44	4	6	-2	-4.35%	46	6	0			M,VP,SC	3			
97769	DAVAO CITY MT TALOMO Exc Award (06/30/2023, 06/30/2024)	09/28/2006	Active	131	21	0	21	19.09%	110		0		N		2		\$2,000.00	
23578	DAVAO CITY SANTA ANA Exc Award (06/30/2021)	06/30/1972	Active(1)	111	5	7	-2	-1.77%	121	7	2		R		7		\$3,000.00	
150148	Davao del Sur Host Exc Award (06/30/2024)	03/08/2022	Active(2)	29	5	2	3	11.54%	26	1	0		N	M	2		\$2,000.00	
58101	DIGOS METRO Exc Award (06/30/2024)	04/08/1996	Active	114	46	7	39	52.00%	75	4	0		N	VP,SC	0		\$12,000.00	
134298	General Santos City Centennial	04/11/2018	Active	20	2	0	2	11.11%	25		9		N		10			
23601	GENERAL SANTOS CITY MT MATUTUM Exc Award (06/30/2017, 06/30/2019, 06/30/20)	01/29/1962	Active(1)	207	18	6	12	6.15%	199	15	0		N	M,SC	1		\$11,000.00	
153445	Kiamba Timpuyog	05/17/2023	Active	29	7	0	7	31.82%	32		4		3	N	3		\$1,000.00	
144894	Malaybalay Pueblo Exc Award (06/30/2024)	04/13/2021	Active(2)	18	2	0	2	12.50%	16		2		7	N	M,VP,SC	13		
121144	Ozamiz City Golden	02/25/2014	Active(1)	15	0	0	0	0.00%	19		0		N	M	3			
53541	PAGADIAN CITY METRO Exc Award (06/30/2017, 06/30/2019, 06/30/20)	07/23/1992	Active	68	1	0	1	1.49%	67		0		N		2			
138070	Polomolok Pines	05/17/2019	Active(1)	20	0	0	0	0.00%	20		1		N		7			
146892	Toril Kauswagan	06/22/2021	Active	15	2	0	2	15.38%	13		2		5	R	M,VP,SC	3		
116618	TUDELA GOLDEN Exc Award (06/30/2020)	05/01/2012	Active(1)	30	7	5	2	7.14%	30	6	1		R	P,VP	0		\$520.00	
23624	ZAMBOANGA CITY	07/03/1950	Active(2)	87	87	87	0	0.00%	87	6	0		3	R	M,SC	3		
137700	Zamboanga City Executive	06/17/2019	Active(2)	12	0	0	0	0.00%	12		15		None	P,S,T,M,VP SC	N/R			



## Club Health Assessment for District 301 E through May 2025

INTERNATIONAL

Club Number	Club Name	Charter Date	Status	Membership							Reports					Finance	LCIF
				Current Member Count	YTD Members Added	YTD Members Dropped	YTD Net Growth	YTD Net Growth%	Member Count 12 Months Ago	Avg. length of service for dropped members	Months Since Last MMR ***	Yrs. Since Last Officer Report	President Rotation	Vice President Reported ****	Months Since Last Activity Report ***	Account Balance	Donations for current Fiscal Year
			Number of times on status quo within last two years	If below 15 members appears				If net loss is greater than 20% appears			If no report in 3 months appears in	When more than one year appears in	Number of repeat terms	Notes the officers that do not have an active	If no report at 12 months appears in red		
32392	ZAMBOANGA CITY HERMOSA Exc Award (06/30/2017, 06/30/2018)	06/07/1976	Active(1)	24	0	0	0	0.00%	24		13		8	N S,M,VP,SC	24+		
37611	ZAMBOANGA CITY LA BELLA	10/15/1979	Active	21	0	0	0	0.00%	21		0		5	M,VP,SC	24+		
36341	ZAMBOANGA PRECIOSA	12/15/1978	Active(1)	8	8	22	-14	-63.64%	22	14	1		2	VP,SC	14		

Clubs Cancelled Previous Fiscal Year – Clubs Cancelled within last 12 months may be reinstated

Club Number	Club Name	Charter Date	Current Status*	Cancellation Date
148766	Sarangani Alma	10/26/2021	Cancelled(8*)	07/29/2023
141081	Zamboanga City Amores	05/29/2020	Cancelled(8*)	12/29/2023
134724	Zamboanga del Sur Megayon	06/20/2018	Cancelled(8*)	12/29/2023

Current Total Clubs Count	YTD New Clubs Count	YTD Cancelled Clubs Count	YTD Net Club Gain	Current Total Members Count	YTD Add	YTD Drop	YTD Net Growth	YTD Net Growth %	Member Count 12 Months Ago	Average Member Count Per Club	% of Clubs with less than 20 members	% No MMR in 3 Months	% No Officer Report in 12 Months	% of Clubs with balance 90+ days	Number of Clubs in Status Quo	% Status Quo Clubs in Financial Suspension	Number of Cancelled Clubs	Average Cancelled Club Age	Members Lost Due to Cancellation	% of Clubs Cancelled for Non-Financial Reasons
95	42	1	41	2,947	1,401	435	966	48.76%	2,061	31	15%	27%	0%	0%	0	0%	1	32	10	-300%

\* - P - Priority Club. Cancellation Reasons: 1-Objectives/conduct, 2-Non-active club, 5-Non-existing club, 6-Disbanding, 7-Merger, 8-Financial Suspension, 9-District/Multiple District Dues.

\*\* - Abbreviation: P-President, S-Secretary, T-Treasurer, M-Member Chairperson, VP-First Vice President, MC-Communications Chairperson, SC-Service Chairperson

\*\*\* - Abbreviation: N/R - Never reported using the Lions Clubs website, N/A - Not applicable, No password registered for the Lions Clubs website.

\*\*\*\* - Abbreviation: N - New, IP - Immediate Past, R - Repeat.



# Club Health Assessment for District 308 A2 through May 2025

			Status	Membership							Reports					Finance		LCIF
Club Number	Club Name	Charter Date		Current Member Count	YTD Members Added	YTD Members Dropped	YTD Net Growth	YTD Net Growth%	Member Count 12 Months Ago	Avg. length of service for dropped members	Months Since Last MMR ***	Yrs. Since Last Officer Report	President Rotation	Vice President Reported ****	Months Since Last Activity Report ***	Account Balance	Donations for current Fiscal Year	
			Number of times on status quo within last two years	If below 15 members appears					If net loss is greater than 20% appears		If no report in 3 months appears in	When more than one year appears in	Number of repeat terms	Notes the officers that do not have an active	If no report at 12 months appears in red			
Clubs less than two years old																		
180847	Api Api	02/28/2025	Active	20	20	0	20	100.00%	0		3			N	M,SC	N/R	90+ Days	
157664	Kuching Unity	03/19/2024	Active	30	0	0	0	0.00%	28		4		2	R		2		
Exc Award (06/30/2024)																		
157271	Luyang (Ace)	02/08/2024	Active	30	5	0	5	20.00%	25		2		2	N		0	\$1,000.00	
180845	Sabah Evergreen	02/26/2025	Active	20	20	0	20	100.00%	0		2			N	M,SC	N/R		
Clubs more than two years old																		
25651	BANDAR SERI BEGAWAN	11/06/1970	Active	16	0	1	-1	-5.88%	17	7	6			N	SC	2	\$1,000.00	
Exc Award (06/30/2024)																		
66620	BATU NIAH	09/16/2002	Active	29	3	0	3	11.54%	26		2			R		0	\$1,000.00	
Exc Award (06/30/2017, 06/30/2021)																		
33113	BELAIT L C	12/14/1976	Active	33	2	0	2	6.45%	36		1		2	N		0	\$1,000.00	
Exc Award (06/30/2017)																		
97779	BINTANGOR	10/02/2006	Active	27	0	0	0	0.00%	27		3		5	R		1		
Exc Award (06/30/2018)																		
30905	BINTULU HOST	06/11/1975	Active	25	0	1	-1	-3.85%	27	8	8		2	N		2		
53570	BINTULU KEMENA	08/03/1992	Active	30	0	0	0	0.00%	31		1			N		8		
Exc Award (06/30/2023)																		
64098	BINTULU KIDURONG 2015	03/27/2001	Active	27	5	0	5	22.73%	22		3		2	N		14	\$1,000.00	
Exc Award (06/30/2017)																		
62167	BINTULU MANDARIN	06/18/1999	Active	37	1	5	-4	-9.76%	47	5	0			N	M,SC	16		
Exc Award (06/30/2021)																		
136096	Inanam Sabah	08/15/2018	Active(1)	14	15	1	14	100.00%	8	7	0			N	M	21		
55054	KAPIT	11/15/1993	Active	47	4	0	4	9.30%	43		3			N	M	1	\$2,000.00	
Exc Award (06/30/2018, 06/30/2021, 06/30/2024)																		
35843	KENINGAU	06/07/1978	Active	24	1	0	1	4.35%	23		5			N		2		
Exc Award (06/30/2021)																		
124229	Keningau Downtown	03/03/2015	Active	17	2	0	2	13.33%	15		5			N		2	\$220.00	



# Club Health Assessment for District 308 A2 through May 2025

			Status	Membership						Reports					Finance		LCIF
Club Number	Club Name	Charter Date		Current Member Count	YTD Members Added	YTD Members Dropped	YTD Net Growth	YTD Net Growth%	Member Count 12 Months Ago	Avg. length of service for dropped members	Months Since Last MMR ***	Yrs. Since Last Officer Report	President Rotation	Vice President Reported ****	Months Since Last Activity Report ***	Account Balance	Donations for current Fiscal Year
			Number of times on status quo within last two years	If below 15 members appears				If net loss is greater than 20% appears			If no report in 3 months appears in	When more than one year appears in	Number of repeat terms	Notes the officers that do not have appears in an active	If no report at 12 months red		
Exc Award (06/30/2018)																	
50428	KENINGAU MANDARIN	04/16/1990	Active	42	0	0	0	0.00%	40		0		2	R	1		
Exc Award (06/30/2017, 06/30/2022, 06/30/2023)																	
41223	KOTA BELUD	04/30/1982	Active	6	0	0	0	0.00%	6		0			R	M,VP,SC	7	
107337	KOTA KINABALU ASIA CITY	01/22/2010	Active	11	1	0	1	10.00%	10		0		3	R	SC	11	
116438	KOTA KINABALU CAPITAL	04/02/2012	Active	24	4	0	4	20.00%	20		2		2	R	M	0	
130808	Kota Kinabalu Centennial	05/19/2017	Active	74	3	1	2	2.78%	72	44	1			R		2	\$1,100.00
Exc Award (06/30/2019, 06/30/2021, 06/30/2023)																	
48220	KOTA KINABALU CENTRAL	03/07/1988	Active	21	6	3	3	16.67%	20	7	0		2	N		0	\$1,000.00
Exc Award (06/30/2016, 06/30/2023)																	
49356	KOTA KINABALU CITY	03/30/1989	Active	38	5	1	4	11.76%	33	31	0			N		0	\$1,900.00
Exc Award (06/30/2021, 06/30/2023, 06/30/2025)																	
89117	KOTA KINABALU DAMAI	08/19/2005	Active(1)	7	0	2	-2	-22.22%	9	7	2		2	N	S,SC	24+	
46879	KOTA KINABALU DOWNTOWN	01/08/1987	Active	27	5	0	5	22.73%	23		0		2	R	SC	2	\$1,115.00
25619	KOTA KINABALU HOST	10/04/1966	Active	51	5	3	2	4.08%	49	15	1		2	R		0	
125412	Kota Kinabalu Lintas	07/31/2015	Active	27	5	0	5	22.73%	22		10			N		2	\$1,000.00
45021	KOTA KINABALU MANDARIN	05/31/1985	Active	37	1	1	0	0.00%	37	7	2		2	R		3	
40271	KOTA KINABALU METRO	07/24/1981	Active	10	0	5	-5	-33.33%	15	5	0			N	M,SC	0	
117160	Kota Kinabalu Star City New Century	06/19/2012	Active	30	5	5	0	0.00%	30	3	1		3	N	M	21	
67464	KOTA KINABALU SUTERA	03/20/2003	Active	46	1	0	1	2.22%	46		3		2	N		0	\$50.00
Exc Award (06/30/2018, 06/30/2021, 06/30/2023)																	
148803	Kota Kinabalu Vintage	10/28/2021	Active	39	22	1	21	116.67%	18	2	1			R		3	
152743	Kota Kinabalu Waterfront	10/07/2022	Active(1)	16	1	0	1	6.67%	17		0			N	SC	9	
148761	Kota Marudu	10/27/2021	Active(1)	12	1	4	-3	-20.00%	15	7	0			R		9	
61722	KUCHING ALLAMANDA	03/31/1999	Active	8	0	2	-2	-20.00%	10	4	1			N	P,SC	0	
133484	Kuching Centennial	12/12/2017	Active	31	1	0	1	3.33%	33		10			N		1	\$150.00



# Club Health Assessment for District 308 A2 through May 2025

			Status	Membership							Reports					Finance		LCIF
Club Number	Club Name	Charter Date		Current Member Count	YTD Members Added	YTD Members Dropped	YTD Net Growth	YTD Net Growth%	Member Count 12 Months Ago	Avg. length of service for dropped members	Months Since Last MMR ***	Yrs. Since Last Officer Report	President Rotation	Vice President Reported ****	Months Since Last Activity Report ***	Account Balance	Donations for current Fiscal Year	
			Number of times on status quo within last two years	If below 15 members appears					If net loss is greater than 20% appears			If no report in 3 months appears in	When more than one year appears in	Number of repeat terms	Notes the officers that do not have an active	If no report at 12 months appears in red		
Exc Award (06/30/2018, 06/30/2021, 06/30/2022) 48946 KUCHING CITY 10/11/1988			Active	34	0	0	0	0.00%	34		2			R	0		\$830.00	
Exc Award (06/30/2017, 06/30/2018, 06/30/2022) 138321 Kuching Elite 06/17/2019			Active	10	0	1	-1	-9.09%	11	3	9			N	5			
Exc Award (06/30/2021, 06/30/2022) 64347 KUCHING EMERALD NEW CENTURY 05/22/2001			Active	23	1	0	1	4.55%	22		2			N	0		\$1,000.00	
Exc Award (06/30/2023, 06/30/2024) 85001 KUCHING HORNBILL 03/12/2005			Active(2)	32	8	5	3	10.34%	29	9	2			R	VP,SC	0	\$1,000.00	
25629 KUCHING HOST 10/15/1966			Active	34	7	0	7	25.93%	27		2		2	R	1		\$2,000.00	
65325 KUCHING IXORA 05/03/2002			Active	41	3	0	3	7.89%	41		0			R	1		\$3,590.00	
Exc Award (06/30/2018, 06/30/2019, 06/30/2020) 78060 KUCHING KOTA SAMARAHAN 01/14/2004			Active	24	4	0	4	20.00%	20		2			N	0		\$1,200.00	
Exc Award (06/30/2019, 06/30/2020) 104340 KUCHING KOTA SENTOSA 01/13/2009			Active	22	7	2	5	29.41%	17	3	2		2	N	1		\$700.00	
Exc Award (06/30/2016, 06/30/2019) 45942 KUCHING METRO 03/04/1986			Active	19	1	0	1	5.56%	17		2		2	N	SC	0	\$100.00	
Exc Award (06/30/2021, 06/30/2023) 50267 KUCHING NORTH 03/07/1990			Active	13	7	8	-1	-7.14%	12	3	2		2	N	SC	2	\$1,000.00	
Exc Award (06/30/2021, 06/30/2024) 150967 Kuching One Earth 05/26/2022			Active	10	0	1	-1	-9.09%	11	3	5		3	R	SC	18		
146391 Kuching Oriental 06/01/2021			Active	23	0	2	-2	-8.00%	24	3	1			N	1		\$1,000.00	
Exc Award (06/30/2024) 55330 KUCHING STAMPIN-PENDING 02/18/1994			Active	24	0	0	0	0.00%	24		1			N	SC	2	\$1,000.00	
36835 LABUAN 03/30/1979			Active	23	0	0	0	0.00%	23		14			N	6			
59677 LABUAN MANDARIN 06/01/1997			Active	76	12	7	5	7.04%	71	6	0		2	R	0		\$1,000.00	
Exc Award (06/30/2016) 55978 LAHAD DATU 07/08/1994			Active	14	2	0	2	16.67%	12		0		3		VP,SC	19		
Exc Award (06/30/2018, 06/30/2023)																		



# Club Health Assessment for District 308 A2 through May 2025

			Status	Membership							Reports					Finance		LCIF
Club Number	Club Name	Charter Date		Current Member Count	YTD Members Added	YTD Members Dropped	YTD Net Growth	YTD Net Growth%	Member Count 12 Months Ago	Avg. length of service for dropped members	Months Since Last MMR ***	Yrs. Since Last Officer Report	President Rotation	Vice President Reported ****	Months Since Last Activity Report ***	Account Balance	Donations for current Fiscal Year	
			Number of times on status quo within last two years	If below 15 members appears				If net loss is greater than 20% appears			If no report in 3 months appears in	When more than one year appears in	Number of repeat terms	Notes the officers that do not have an active	If no report at 12 months red			
62567	LAHAD DATU MANDARIN	12/16/1999	Active(3)	12	12	11	1	9.09%	11	25	0		3	R	T,M,VP,SC	24+		
98104	LAMBIR MIRI	11/29/2006	Active	14	1	0	1	7.69%	18		7			IP	2			
	Exc Award (06/30/2019)																	
48740	LAWAS	06/14/1988	Active	16	0	0	0	0.00%	16		10			N	M,VP,SC	15		
	Exc Award (06/30/2021)																	
47924	LIMBANG	12/08/1987	Active(1)	31	0	0	0	0.00%	31		12		2	R	P,VP	23	\$2,000.00	
	Exc Award (06/30/2021)																	
54146	LIMBANG MANDARIN	02/25/1993	Active	22	0	0	0	0.00%	23		2			N	P,VP,SC	15		
98105	LUTONG	11/29/2006	Active	41	20	1	19	86.36%	23	2	1			N	VP,SC	3	\$3,000.00	
54184	MARUDI MANDARIN	03/04/1993	Active(1)	12	1	2	-1	-7.69%	13	12	0		2	N	T,VP	24+	\$2,500.00	
	Exc Award (06/30/2021)																	
131317	Miri Centennial	06/20/2017	Active	27	1	4	-3	-10.00%	30	8	2			N	SC	0		
	Exc Award (06/30/2021, 06/30/2024)																	
49853	MIRI CENTRAL	09/14/1989	Active	20	8	3	5	33.33%	16	4	0				VP	0	\$5,000.00	
	Exc Award (06/30/2021, 06/30/2023, 06/30/2024)																	
25631	MIRI HOST	06/28/1967	Active	50	6	5	1	2.04%	49	4	2			N	M,SC	0	\$2,100.00	
	Exc Award (06/30/2018, 06/30/2019, 06/30/2020)																	
56523	MIRI MANDARIN	02/09/1995	Active	121	22	2	20	19.80%	128	15	2			N		0	\$3,000.00	
	Exc Award (06/30/2017, 06/30/2018, 06/30/2020)																	
65347	MIRI RESORT CITY NEW CENTURY	05/17/2002	Status Quo(4)	17	7	7	0	0.00%	22	3	7		3	N	SC	8	90+ Days	
62203	MUKAH	06/25/1999	Active(1)	22	0	0	0	0.00%	22		14		9	R	VP,SC	8		
126758	Papar Host	01/29/2016	Active(1)	17	0	0	0	0.00%	17		14		None		P,S,T,M,VP SC	13		
52700	PENAMPANG HONGKOD	03/20/1992	Active	10	1	2	-1	-9.09%	11	9	3		3	R		0		
45022	PENAMPANG HOST	05/31/1985	Active	23	0	0	0	0.00%	25		0			R		2		
	Exc Award (06/30/2018, 06/30/2024)																	
54869	RANAU	09/13/1993	Active	51	18	1	17	50.00%	34	31	1				VP	2		
	Exc Award (06/30/2018)																	
139748	Sandakan City	10/30/2019	Active	17	6	0	6	54.55%	14		9		2	R	SC	2		



# Club Health Assessment for District 308 A2 through May 2025

			Status	Membership							Reports					Finance		LCIF
Club Number	Club Name	Charter Date		Current Member Count	YTD Members Added	YTD Members Dropped	YTD Net Growth	YTD Net Growth%	Member Count 12 Months Ago	Avg. length of service for dropped members	Months Since Last MMR ***	Yrs. Since Last Officer Report	President Rotation	Vice President Reported ****	Months Since Last Activity Report ***	Account Balance	Donations for current Fiscal Year	
			Number of times on status quo within last two years	If below 15 members appears				If net loss is greater than 20% appears			If no report in 3 months appears in	When more than one year appears in	Number of repeat terms	Notes the officers that do not have an active	If no report at 12 months red			
82610	SANDAKAN SELINGAN	06/14/2004	Active	41	0	1	-1	-2.38%	40	20	2			N	SC	0	\$1,000.00	
Exc Award (06/30/2024)																		
35238	SARIKEI	03/23/1978	Active	39	2	0	2	5.41%	37		2			N	SC	3	\$10,000.00	
Exc Award (06/30/2017, 06/30/2018, 06/30/20																		
44478	SERIAN	12/31/1984	Active	33	1	0	1	3.13%	32		0			N		0	\$1,400.00	
Exc Award (06/30/2021, 06/30/2023, 06/30/20																		
25639	SIBU	05/09/1967	Active	29	0	0	0	0.00%	30		2		2	R		1		
116911	SIBU BAWANG ASSAN	05/17/2012	Active	33	2	0	2	6.45%	32		2			N		0		
Exc Award (06/30/2017, 06/30/2024)																		
66621	SIBU BERJAYA	09/05/2002	Active	40	0	10	-10	-20.00%	50	9	0			N		3	\$400.00	
Exc Award (06/30/2017, 06/30/2018, 06/30/20																		
53092	SIBU CENTRAL	05/04/1992	Cancelled(8*)	0	0	6	-6	-100.00%	6	25	4		None	P,S,T,M,VP SC	19	90+ Days		
78501	SIBU CITY	05/25/2004	Active	30	4	0	4	15.38%	32		3			N		3		
Exc Award (06/30/2016)																		
132195	Sibu Dudong	07/24/2017	Active	22	1	0	1	4.76%	21		2			N		2	\$1,000.00	
Exc Award (06/30/2018, 06/30/2020, 06/30/20																		
104213	SIBU JAYA	01/05/2009	Active	41	1	0	1	2.50%	41		8			N		0	\$1,000.00	
Exc Award (06/30/2018, 06/30/2019, 06/30/20																		
131318	Sibu Lanang	06/14/2017	Active	8	0	0	0	0.00%	12		11			R		7	\$50.00	
147772	Sibu Loving Care	08/02/2021	Active	34	5	0	5	17.24%	30		2			N		0	\$4,000.00	
Exc Award (06/30/2023, 06/30/2024)																		
51071	SIBU MANDARIN	11/19/1990	Active	38	3	0	3	8.57%	36		2			N		0	\$6,000.00	
Exc Award (06/30/2018, 06/30/2021, 06/30/20																		
122686	Sibu Nangka	07/10/2014	Active	36	8	0	8	28.57%	31		0			N		0	\$1,000.00	
Exc Award (06/30/2024)																		
62757	SIBU PAHLAWAN	02/02/2000	Active	44	5	0	5	12.82%	40		0			VP		0	\$1,400.00	
Exc Award (06/30/2017, 06/30/2018, 06/30/20																		
129328	Sibu Queensway	11/29/2016	Active	44	11	3	8	22.22%	36	3	0			N		0	\$1,000.00	
Exc Award (06/30/2023, 06/30/2024)																		





## Club Health Assessment for District 308 A2 through May 2025

			Status		Membership						Reports					Finance		LCIF		
Club Number	Club Name	Charter Date			Current Member Count	YTD Members Added	YTD Members Dropped	YTD Net Growth	YTD Net Growth%	Member Count 12 Months Ago	Avg. length of service for dropped members	Months Since Last MMR ***	Yrs. Since Last Officer Report	President Rotation	Vice President Reported ****	Months Since Last Activity Report ***	Account Balance	Donations for current Fiscal Year		
			Number of times on status quo within last two years		If below 15 members appears				If net loss is greater than 20% appears			If no report in 3 months appears in	When more than one year appears in	Number of repeat terms		Notes the officers that do not have an active	If no report at 12 months appears in red			
132194	Sibu Rejang	07/24/2017	Active		28	6	0	6	27.27%	23		7				M,VP,SC	2			
Exc Award (06/30/2024)																				
54830	SIBU SEDUAN	08/19/1993	Active		44	3	1	2	4.76%	45	14	0			N		0			
106740	SIBU SUNGAI MERAH	10/12/2009	Active		24	0	0	0	0.00%	24		2			R	P,VP,SC	2			
Exc Award (06/30/2017, 06/30/2018)																				
115408	SONG	10/28/2011	Status Quo(2)		20	0	0	0	0.00%	20		11		2	R	P,VP,SC	14	90+ Days		
53542	TANJUNG ARU	07/16/1992	Active		35	3	1	2	6.06%	36	7	10			R	M,SC	8	\$1,000.00		
Exc Award (06/30/2021, 06/30/2024)																				
51487	TAWAU CENTRAL	03/30/1991	Active		20	0	4	-4	-16.67%	24	8	0		2	R		0			
Exc Award (06/30/2017)																				
50390	TAWAU COSMO	04/10/1990	Active		29	0	0	0	0.00%	31		7			N		1	\$1,000.00		
35239	TAWAU HOST	03/30/1978	Active		33	0	0	0	0.00%	33		0			N		0			
58117	TAWAU MANDARIN	04/16/1996	Active(1)		35	0	1	-1	-2.78%	38	5	0			N		2			
117939	TAWAU MEGA	11/01/2012	Active		28	3	0	3	12.00%	25		7			N		0	\$1,000.00		
40329	TENOM HOST	08/11/1981	Active		31	1	6	-5	-13.89%	36	8	4			N	P,SC	0			
Exc Award (06/30/2016, 06/30/2020, 06/30/2024)																				
106796	TUARAN	10/21/2009	Active		20	4	10	-6	-23.08%	26	5	9		6		P,T,VP,SC	24+			
Current Total Clubs Count	YTD New Clubs Count	YTD Cancelled Clubs Count	YTD Net Club Gain	Current Total Members Count	YTD Add	YTD Drop	YTD Net Growth	YTD Net Growth %	Member Count 12 Months Ago	Average Member Count Per Club	% of Clubs with less than 20 members	% No MMR in 3 Months	% No Officer Report in 12 Months	% of Clubs with balance 90+ days	Number of Clubs in Status Quo	% Status Quo Clubs in Financial Suspension	Number of Cancelled Clubs	Average Cancelled Club Age	Members Lost Due to Cancellation	% of Clubs Cancelled for Non-Financial Reasons
97	2	1	1	2,787	362	143	219	8.53%	2,665	29	25%	34%	0%	3%	2	100%	1	33	6	0%

\* - P - Priority Club. Cancellation Reasons: 1-Objectives/conduct, 2-Non-active club, 5-Non-existing club, 6-Disbanding, 7-Merger, 8-Financial Suspension, 9-District/Multiple District Dues.

\*\* - Abbreviation: P-President, S-Secretary, T-Treasurer, M-Member Chairperson, VP-First Vice President, MC-Communications Chairperson, SC-Service Chairperson

\*\*\* - Abbreviation: N/R - Never reported using the Lions Clubs website, N/A - Not applicable, No password registered for the Lions Clubs website.

\*\*\*\* - Abbreviation: N - New, IP - Immediate Past, R - Repeat.



# Club Health Assessment for District 308 B1 through May 2025

			Status	Membership							Reports					Finance		LCIF
Club Number	Club Name	Charter Date		Current Member Count	YTD Members Added	YTD Members Dropped	YTD Net Growth	YTD Net Growth%	Member Count 12 Months Ago	Avg. length of service for dropped members	Months Since Last MMR ***	Yrs. Since Last Officer Report	President Rotation	Vice President Reported ****	Months Since Last Activity Report ***	Account Balance	Donations for current Fiscal Year	
			Number of times on status quo within last two years	If below 15 members appears				If net loss is greater than 20% appears			If no report in 3 months appears in	When more than one year appears in	Number of repeat terms	Notes the officers that do not have an active	If no report at 12 months red			
Clubs less than two years old																		
157448	KL Re-Mind	04/01/2024	Active	25	4	3	1	4.17%	24	1	2		2	N	2		\$1,000.00	
154403	Kuala Lumpur Entrepreneurs	06/27/2023	Status Quo(1)	29	0	0	0	0.00%	29		1		3	R	8	90+ Days		
	Exc Award (06/30/2024)																	
178815	Kuala Lumpur Prima	01/09/2025	Active	24	24	0	24	100.00%	0		0			VP,SC	N/R	90+ Days		
154635	Kuala Lumpur Velocity	06/20/2023	Active	28	11	6	5	21.74%	23	1	2		3	N	1		\$1,000.00	
	Exc Award (06/30/2024)																	
156859	Maran	01/31/2024	Active	51	4	5	-1	-1.92%	52	1	2		2	R	2		\$1,000.00	
Clubs more than two years old																		
58803	AMPANG	10/08/1996	Active	43	7	0	7	19.44%	37		0			N	2			
	Exc Award (06/30/2019, 06/30/2022, 06/30/2023)																	
84802	BENTONG	03/06/2005	Active	21	2	5	-3	-12.50%	24	11	2			R	2			
	Exc Award (06/30/2023)																	
64822	CHUKAI CENTRAL KLCC	12/04/2001	Active	36	0	1	-1	-2.70%	37	4	2			N	T	0		
	Exc Award (06/30/2018)																	
36164	DAMANSARA KUALA LUMPUR	10/09/1978	Active	71	2	0	2	2.90%	69		2		2	R	0		\$1,000.00	
	Exc Award (06/30/2018, 06/30/2019, 06/30/2020)																	
42705	GUA MUSANG 1983	05/31/1983	Active	33	3	0	3	10.00%	30		2			N	6		\$1,000.00	
	Exc Award (06/30/2020, 06/30/2021, 06/30/2022)																	
111280	HANG TUAH JAYA	06/02/2011	Active(2)	27	36	34	2	8.00%	25	6	0			N	6			
	Exc Award (06/30/2020, 06/30/2021)																	
99330	JERANTUT JAYA	05/08/2007	Active	50	2	1	1	2.04%	49	15	2			N	5			
	Exc Award (06/30/2018, 06/30/2020)																	
135970	KL Agape Star	07/23/2018	Active	51	7	2	5	10.87%	48	3	2			N	0		\$1,000.00	
	Exc Award (06/30/2020, 06/30/2021, 06/30/2022)																	
124646	KL Bukit Bintang	04/20/2015	Active	28	11	9	2	7.69%	26	4	0			VP	2		\$1,000.00	
	Exc Award (06/30/2018, 06/30/2019, 06/30/2020)																	
124474	KL First Responder	03/30/2015	Active	13	1	0	1	8.33%	12		0			M,VP,SC	12			



# Club Health Assessment for District 308 B1 through May 2025

Club Number	Club Name	Charter Date	Status	Membership							Reports					Finance	LCIF
				Current Member Count	YTD Members Added	YTD Members Dropped	YTD Net Growth	YTD Net Growth%	Member Count 12 Months Ago	Avg. length of service members	Months Since Last MMR ***	Yrs. Since Last Officer Report	President Rotation	Vice President Reported ****	Months Since Last Activity Report ***	Account Balance	Donations for current Fiscal Year
			Number of times on status quo within last two years	If below 15 members appears				If net loss is greater than 20% appears			If no report in 3 months appears	When more than one year appears in	Number of repeat terms	Notes the officers that do not have an active	If no report at 12 months appears in red		
118976	KOTA BHARU "GLORIOUS BUDAYA" Exc Award (06/30/2023)	03/19/2013	Active	24	1	2	-1	-4.00%	25	7	0			N	0		
129117	Kota Bharu Centennial Exc Award (06/30/2024)	10/24/2016	Active	21	0	2	-2	-8.70%	23	1	0		2	N	0		
25623	KOTA BHARU HOST Exc Award (06/30/2021)	03/12/1961	Active	39	10	5	5	14.71%	34	10	3			N	3		\$1,000.00
138832	Kota Bharu Voice for the Voiceless Exc Award (06/30/2020)	06/30/2019	Active(1)	17	17	17	0	0.00%	17	4	0			N	16		
59202	KOTA BUDAYA Exc Award (06/30/2016, 06/30/2018, 06/30/20)	03/11/1997	Active	51	7	0	7	15.91%	54		0			N	2		\$1,050.00
40916	KUALA KRAI Exc Award (06/30/2018, 06/30/2021, 06/30/20)	02/26/1982	Active	21	2	3	-1	-4.55%	22	17	0			R	0		\$1,100.00
152632	Kuala Krau	10/18/2022	Active(1)	20	3	0	3	17.65%	17		1		3	N	3		
48741	KUALA LIPIS Exc Award (06/30/2020, 06/30/2021, 06/30/20)	06/14/1988	Active	17	3	7	-4	-19.05%	21	6	0				1		\$20.00
84799	KUALA LUMPUR BUKIT JALIL Exc Award (06/30/2020)	02/02/2005	Active	20	3	0	3	17.65%	17		2			IP	2		
78296	KUALA LUMPUR CAPITAL Exc Award (06/30/2016, 06/30/2018, 06/30/20)	02/02/2004	Active	41	4	0	4	10.81%	44		2		2	N	1		
25625	KUALA LUMPUR CENTRAL Exc Award (06/30/2017, 06/30/2018, 06/30/20)	04/25/1969	Active	27	2	1	1	3.85%	27	1	0			N	0		\$5,000.00
46523	KUALA LUMPUR CHERAS Exc Award (06/30/2021)	08/28/1986	Active	14	0	0	0	0.00%	14		14		2	N	15		
49459	KUALA LUMPUR CITY Exc Award (06/30/2018, 06/30/2020, 06/30/20)	04/24/1989	Active	34	4	1	3	9.68%	31	8	2			R	1		\$2,000.00
53275	KUALA LUMPUR EAST Exc Award (06/30/2021, 06/30/2023)	06/09/1992	Active	25	0	5	-5	-16.67%	30	2	3			N	0		
134726	Kuala Lumpur Elite Exc Award (06/30/2020, 06/30/2021)	05/16/2018	Active	56	3	0	3	5.66%	58		6			R	1		



# Club Health Assessment for District 308 B1 through May 2025

			Status	Membership							Reports					Finance		LCIF
Club Number	Club Name	Charter Date		Current Member Count	YTD Members Added	YTD Members Dropped	YTD Net Growth	YTD Net Growth%	Member Count 12 Months Ago	Avg. length of service for dropped members	Months Since Last MMR ***	Yrs. Since Last Officer Report	President Rotation	Vice President Reported ****	Months Since Last Activity Report ***	Account Balance	Donations for current Fiscal Year	
			Number of times on status quo within last two years	If below 15 members appears				If net loss is greater than 20% appears			If no report in 3 months appears in	When more than one year appears in	Number of repeat terms	Notes the officers that do not have an active	If no report at 12 months appears in red			
134795	Kuala Lumpur Far East Exc Award (06/30/2022)	06/20/2018	Active(1)	12	0	0	0	0.00%	12		13		8	R VP,SC	24+			
140424	Kuala Lumpur Finnamic Exc Award (06/30/2022, 06/30/2024)	01/06/2020	Active	27	11	0	11	68.75%	22		1			N	1		\$1,020.00	
25624	KUALA LUMPUR HOST Exc Award (06/30/2018, 06/30/2019, 06/30/20)	02/18/1959	Active	71	8	0	8	12.70%	65		2			N	0		\$2,000.00	
84670	KUALA LUMPUR MEGA CITY Exc Award (06/30/2020)	01/18/2005	Active	10	0	0	0	0.00%	10		14			N	2			
59828	KUALA LUMPUR METROPOLITAN Exc Award (06/30/2022)	06/30/1997	Active	7	1	1	0	0.00%	7	6	0			N	5			
25626	KUALA LUMPUR NORTH Exc Award (06/30/2020, 06/30/2022, 06/30/20)	10/27/1972	Active	46	7	5	2	4.55%	50	13	0			N	0			
61387	KUALA LUMPUR O U G Exc Award (06/30/2020)	12/23/1998	Active	20	5	2	3	17.65%	17	23	0			R	3			
54858	KUALA LUMPUR PANTAI HILLS Exc Award (06/30/2016, 06/30/2018, 06/30/20)	09/07/1993	Active	9	0	0	0	0.00%	14		5		2	R	7			
123290	Kuala Lumpur Parkcity Exc Award (06/30/2021)	10/15/2014	Active	20	7	3	4	25.00%	16	10	5				VP	2		
111710	KUALA LUMPUR PERDANA	08/31/2011	Active	14	0	1	-1	-6.67%	15	13	0		2	N VP	5			
134621	Kuala Lumpur Providence Exc Award (06/30/2020, 06/30/2022)	04/30/2018	Active	17	1	1	0	0.00%	18	6	0		2	N	8			
128072	Kuala Lumpur Pudu Sentral Exc Award (06/30/2020, 06/30/2024)	06/28/2016	Active	18	4	0	4	28.57%	15		7			N	1		\$1,800.00	
134393	Kuala Lumpur Seed Exc Award (06/30/2020)	05/22/2018	Cancelled(6*)	0	0	0	0	0.00%	13		2	1	None		P,S,T,M,VP SC	22		
43800	KUALA LUMPUR SENTUL	04/11/1984	Active	22	0	0	0	0.00%	23		11		2	N	14			
64761	KUALA LUMPUR SERI PETALING Exc Award (06/30/2021)	11/18/2001	Active	14	1	6	-5	-26.32%	19	4	5			N M	2			



# Club Health Assessment for District 308 B1 through May 2025

			Status	Membership							Reports					Finance		LCIF
Club Number	Club Name	Charter Date		Current Member Count	YTD Members Added	YTD Members Dropped	YTD Net Growth	YTD Net Growth%	Member Count 12 Months Ago	Avg. length of service for dropped members	Months Since Last MMR ***	Yrs. Since Last Officer Report	President Rotation	Vice President Reported ****	Months Since Last Activity Report ***	Account Balance	Donations for current Fiscal Year	
			Number of times on status quo within last two years	If below 15 members appears				If net loss is greater than 20% appears			If no report in 3 months appears in	When more than one year appears in	Number of repeat terms	Notes the officers that do not have an active	If no report at 12 months appears in red			
144911	KUALA LUMPUR SOLARIS Exc Award (06/30/2023)	01/22/2021	Active	13	1	11	-10	-43.48%	23	4	0			S,VP,SC	15			
51549	KUALA LUMPUR SOUTH Exc Award (06/30/2020)	04/11/1991	Active(1)	20	1	0	1	5.26%	22		0			N	2			
49302	KUALA LUMPUR TAMAN TUN Exc Award (06/30/2018, 06/30/2019, 06/30/2020)	03/13/1989	Active	21	2	0	2	10.53%	24		2			N	0		\$1,000.00	
61050	KUALA LUMPUR TITIWANGSA Exc Award (06/30/2021)	07/23/1998	Active(1)	18	2	0	2	12.50%	16		9			M,VP	6			
153508	Kuala Lumpur TRX	04/24/2023	Cancelled(8*)	0	0	16	-16	-100.00%	21	2	2		None	P,S,T,M,VP SC	7	90+ Days		
61559	KUALA LUMPUR VISION CITY Exc Award (06/30/2023)	02/26/1999	Active	18	1	4	-3	-14.29%	21	2	2			N	1		\$100.00	
25627	KUALA LUMPUR WEST	03/12/1969	Status Quo(1)	16	0	0	0	0.00%	16		10		3	R SC	17	90+ Days		
29666	KUALA TERENGGANU	07/15/1974	Active	12	0	1	-1	-7.69%	13	13	10		2	N VP	3			
25628	KUANTAN Exc Award (06/30/2022)	02/16/1971	Active	30	2	1	1	3.45%	31	10	0		None	N P	0		\$100.00	
99931	KUANTAN CITY Exc Award (06/30/2024)	07/23/2007	Active	21	2	1	1	5.00%	20	0	2			N	0			
148352	Kuantan Eastern Exc Award (06/30/2022, 06/30/2024)	09/27/2021	Active	29	6	2	4	16.00%	26	2	2			R	0			
51180	KUANTAN INDERA MAHKOTA Exc Award (06/30/2023)	01/03/1991	Active	23	1	1	0	0.00%	23	19	3			N	0			
117877	KUANTAN METRO PAHANG Exc Award (06/30/2023)	01/11/2013	Active	14	0	3	-3	-17.65%	21	7	0			N	0			
25630	MALACCA Exc Award (06/30/2017, 06/30/2018, 06/30/2020)	03/12/1966	Active	119	18	0	18	17.82%	105		0			N	0		\$2,400.00	
61148	MALACCA AYER KEROH Exc Award (06/30/2017, 06/30/2021, 06/30/2020)	09/28/1998	Active	31	3	1	2	6.90%	29	7	2			N	2		\$1,040.00	
137981	MALACCA HERITAGE	05/01/2019	Active	9	0	0	0	0.00%	9		10		2	N	7			



## Club Health Assessment for District 308 B1 through May 2025

			Status	Membership							Reports					Finance		LCIF
Club Number	Club Name	Charter Date		Current Member Count	YTD Members Added	YTD Members Dropped	YTD Net Growth	YTD Net Growth%	Member Count 12 Months Ago	Avg. length of service for dropped members	Months Since Last MMR ***	Yrs. Since Last Officer Report	President Rotation	Vice President Reported ****	Months Since Last Activity Report ***	Account Balance	Donations for current Fiscal Year	
			Number of times on status quo within last two years	If below 15 members appears					If net loss is greater than 20% appears			If no report in 3 months appears in	When more than one year appears in	Number of repeat terms	Notes the officers that do not have an active	If no report at 12 months appears in red		
Exc Award (06/30/2021)																		
49576	MALACCA TANJUNG BIDARA	06/01/1989	Active	51	6	4	2	4.08%	59	4	2			N	SC	2		\$2,000.00
Exc Award (06/30/2018, 06/30/2019, 06/30/2020)																		
54734	MELAKA A'FAMOSA MALACCA	07/02/1993	Active(2)	6	1	0	1	20.00%	0		0		2		S,T,M,VP,SC	24+		
Exc Award (06/30/2018)																		
97798	MELAKA RAYA	10/11/2006	Active	58	6	0	6	11.54%	68		2			N		2		\$2,000.00
Exc Award (06/30/2018, 06/30/2021, 06/30/2022)																		
66957	MENTAKAB	12/16/2002	Active	26	2	1	1	4.00%	25	1	2			N		2		
Exc Award (06/30/2023, 06/30/2024)																		
141946	MID VALLEY KUALA LUMPUR	07/06/2020	Active	39	9	4	5	14.71%	38	3	0			N		5		\$1,200.00
Exc Award (06/30/2021, 06/30/2022, 06/30/2023)																		
134394	NEW SENTRAL KUALA LUMPUR	05/08/2018	Active	21	5	1	4	23.53%	26	12	2			N		4		
Exc Award (06/30/2020)																		
49071	RAUB	12/08/1988	Active	50	0	4	-4	-7.41%	60	4	0			N		0		
Exc Award (06/30/2019, 06/30/2020, 06/30/2021)																		
150567	Raub Alert	04/20/2022	Active	28	5	0	5	21.74%	23		3			N		2		\$50.00
Exc Award (06/30/2023)																		
145931	Raub Ranger	06/02/2021	Active	33	0	0	0	0.00%	35		11			N	SC	15		
Exc Award (06/30/2022, 06/30/2023)																		
120639	Tanah Merah	10/31/2013	Active	17	1	0	1	6.25%	18		7			R		3		
Exc Award (06/30/2018, 06/30/2021, 06/30/2022)																		
62232	TRIANG MANDARIN	06/30/1999	Active	26	3	0	3	13.04%	26		0		2		VP	9		
Exc Award (06/30/2018, 06/30/2020, 06/30/2021)																		
106586	TROPICANA KUALA LUMPUR	09/10/2009	Active	40	13	2	11	37.93%	32	1	1			N		2		\$1,100.00
Exc Award (06/30/2018, 06/30/2020, 06/30/2021)																		

Clubs Cancelled Previous Fiscal Year – Clubs Cancelled within last 12 months may be reinstated

Club Number	Club Name	Charter Date	Current Status*	Cancellation Date
128688	Kuala Lumpur Broga Evergreen	08/31/2016	Cancelled(6*)	02/29/2024



## Club Health Assessment for District 308 B1 through May 2025

INTERNATIONAL

Club Number	Club Name	Charter Date	Status	Membership								Reports				Finance		LCIF		
				Current Member Count	YTD Members Added	YTD Members Dropped	YTD Net Growth	YTD Net Growth%	Member Count 12 Months Ago	Avg. length of service for dropped members	Months Since Last MMR ***	Yrs. Since Last Officer Report	President Rotation	Vice President Reported ****	Months Since Last Activity Report ***	Account Balance	Donations for current Fiscal Year			
			Number of times on status quo within last two years	If below 15 members appears				If net loss is greater than 20% appears			If no report in 3 months appears in	When more than one year appears in	Number of repeat terms	Notes the officers that do not have an active	If no report at 12 months appears in red					
68747	KUALA LUMPUR BUKIT KIARA	05/08/2003	Cancelled(8*)						06/29/2024											
153642	Kuala Lumpur MySight	06/20/2023	Cancelled(8*)						12/29/2023											
149433	Kuala Lumpur United City	01/04/2022	Cancelled(8*)						06/29/2024											
Current Total Clubs Count	YTD New Clubs Count	YTD Cancelled Clubs Count	YTD Net Club Gain	Current Total Members Count	YTD Add	YTD Drop	YTD Net Growth	YTD Net Growth %	Member Count 12 Months Ago	Average Member Count Per Club	% of Clubs with less than 20 members	% No MMR in 3 Months	% No Officer Report in 12 Months	% of Clubs with balance 90+ days	Number of Clubs in Status Quo	% Status Quo Clubs in Financial Suspension	Number of Cancelled Clubs	Average Cancelled Club Age	Members Lost Due to Cancellation	% of Clubs Cancelled for Non-Financial Reasons
71	1	2	-1	2,053	308	185	123	6.37%	2,065	29	30%	27%	0%	4%	2	100%	2	20	16	-100%

\* - P - Priority Club. Cancellation Reasons: 1-Objectives/conduct, 2-Non-active club, 5-Non-existing club, 6-Disbanding, 7-Merger, 8-Financial Suspension, 9-District/Multiple District Dues.

\*\* - Abbreviation: P-President, S-Secretary, T-Treasurer, M-Member Chairperson, VP-First Vice President, MC-Communications Chairperson, SC-Service Chairperson

\*\*\* - Abbreviation: N/R - Never reported using the Lions Clubs website, N/A - Not applicable, No password registered for the Lions Clubs website.

\*\*\*\* - Abbreviation: N - New, IP - Immediate Past, R - Repeat.





# Club Health Assessment for District 308 B2 through May 2025

			Status	Membership							Reports					Finance		LCIF
Club Number	Club Name	Charter Date		Current Member Count	YTD Members Added	YTD Members Dropped	YTD Net Growth	YTD Net Growth%	Member Count 12 Months Ago	Avg. length of service for dropped members	Months Since Last MMR ***	Yrs. Since Last Officer Report	President Rotation	Vice President Reported *****	Months Since Last Activity Report ***	Account Balance	Donations for current Fiscal Year	
			Number of times on status quo within last two years	If below 15 members appears					If net loss is greater than 20% appears		If no report in 3 months appears in	When more than one year appears in	Number of repeat terms	Notes the officers that do not have an active	If no report at 12 months appears in red			
Clubs less than two years old																		
157141	Gelugor Central	02/09/2024	Active	33	6	1	5	17.86%	24	1	0		2	N	7		\$1,100.00	
174587	Ipoh Velocity	07/16/2024	Active	22	22	0	22	100.00%	0		5			N	2		\$1,220.00	
154817	Penang New Era	06/20/2023	Active	21	0	4	-4	-16.00%	25	2	0			N	3		\$300.00	
Exc Award (06/30/2024)																		
156918	Penang Sunrise	01/02/2024	Active	13	1	1	0	0.00%	22	1	1		2	R	1			
154911	Selangor Dynasty	06/23/2023	Active	22	0	1	-1	-4.35%	24	3	0			N	0		\$490.00	
154694	Selangor KC Valley	06/23/2023	Status Quo(2)	14	0	1	-1	-6.67%	15	7	5			N	7	90+ Days		
179602	Selangor Kingdom	12/02/2024	Active	24	24	0	24	100.00%	0		0			N	2		\$240.00	
Clubs more than two years old																		
68746	ALOR STAR CENTRAL	05/13/2003	Active	90	9	3	6	7.14%	87	6	0			N	2		\$3,100.00	
Exc Award (06/30/2018, 06/30/2022, 06/30/2024)																		
25615	ALOR STAR HOST	09/26/1966	Active	127	15	2	13	11.40%	124	1	0			N	2		\$1,250.00	
Exc Award (06/30/2018, 06/30/2019, 06/30/2022)																		
62641	AMPANG CITY GARDEN	01/01/2000	Active(1)	7	7	7	0	0.00%	7	19	0		4		14	90+ Days		
Exc Award (06/30/2022)																		
126615	Ayer Tawar	01/28/2016	Active	38	4	0	4	11.76%	34		0			N	3		\$1,250.00	
Exc Award (06/30/2023)																		
61723	BAGAN	03/29/1999	Active	40	0	0	0	0.00%	40		12		None		14			
Exc Award (06/30/2017)																		
106037	BAGAN JERMAL	06/30/2009	Active	27	7	0	7	35.00%	20		2			N	2		\$400.00	
Exc Award (06/30/2018)																		
61001	BANDAR BARU KLANG	06/29/1998	Active	58	0	2	-2	-3.33%	61	2	0				8		\$1,100.00	
30666	BANTING	04/25/1975	Active	20	4	1	3	17.65%	17	1	0			R	2		\$1,210.00	
149549	Banting Elite	01/01/2022	Active	15	3	6	-3	-16.67%	18	3	0			N	4		\$100.00	
Exc Award (06/30/2023)																		
34233	BATU GAJAH	06/26/1977	Active	19	3	6	-3	-13.64%	23	20	0			R	7			
Exc Award (06/30/2018, 06/30/2019)																		



# Club Health Assessment for District 308 B2 through May 2025

			Status	Membership							Reports					Finance	LCIF
Club Number	Club Name	Charter Date		Current Member Count	YTD Members Added	YTD Members Dropped	YTD Net Growth	YTD Net Growth%	Member Count 12 Months Ago	Avg. length of service for dropped members	Months Since Last MMR ***	Yrs. Since Last Officer Report	President Rotation	Vice President Reported ****	Months Since Last Activity Report ***	Account Balance	Donations for current Fiscal Year
			Number of times on status quo within last two years	If below 15 members appears				If net loss is greater than 20% appears			If no report in 3 months appears in	When more than one year appears in	Number of repeat terms	Notes the officers that do not have an active	If no report at 12 months appears in red		
82551	BAYAN BARU	06/08/2004	Active	66	2	1	1	1.54%	65	2	6			M,VP,SC	0		\$38,790.00
	Exc Award (06/30/2016, 06/30/2018, 06/30/20																
139201	Bidor Harmony	08/09/2019	Active(1)	43	4	0	4	10.26%	39		5		2	R	2		\$600.00
66489	BIDOR ORIENT	07/16/2002	Active(2)	50	0	2	-2	-3.85%	58	8	0		4	N	6		\$100.00
	Exc Award (06/30/2022)																
136094	Bukit Mertajam Horizon	07/24/2018	Active	44	14	5	9	25.71%	43	3	2			N	2		\$1,100.00
	Exc Award (06/30/2019, 06/30/2020, 06/30/20																
66815	BUTTERWORTH CENTRAL	11/18/2002	Active	20	0	0	0	0.00%	20		13		2	R	M	5	
25616	BUTTERWORTH HOST	09/27/1966	Active	21	7	6	1	5.00%	20	14	6			VP	4		
	Exc Award (06/30/2024)																
42331	CAMERON HIGHLANDS	02/23/1983	Active(1)	11	0	0	0	0.00%	11		10		5	R	T,M	24+	
54733	CAMERON HIGHLANDS HILLVIEW	07/02/1993	Active	73	1	9	-8	-9.88%	85	9	0			VP	9		\$200.00
	Exc Award (06/30/2018, 06/30/2023)																
150882	Chemor Perak	06/06/2022	Active	36	11	0	11	44.00%	25		1			N	P,M	2	\$1,000.00
133833	Cyberjaya Blue Ocean Royale	03/08/2018	Active	11	3	0	3	37.50%	8		4			IP	8		\$880.00
129840	Damansara Centennial	02/22/2017	Active	17	6	0	6	54.55%	20		7			N	M	9	\$100.00
25617	GEORGE TOWN	01/14/1964	Active	59	2	4	-2	-3.28%	65	31	0			N		0	\$2,050.00
	Exc Award (06/30/2017, 06/30/2018, 06/30/20																
40679	GEORGE TOWN CENTRAL	12/28/1981	Active	75	0	0	0	0.00%	77		5			N		5	\$200.00
	Exc Award (06/30/2019, 06/30/2020, 06/30/20																
48447	GEORGE TOWN MUTIARA	04/13/1988	Active	29	0	0	0	0.00%	30		0			N	M	2	\$100.00
	Exc Award (06/30/2017, 06/30/2018)																
56470	GEORGE TOWN PEARL OF THE ORIENT	01/26/1995	Active	20	5	0	5	33.33%	15		0			S,M,VP,SC	2		\$1,000.00
57561	GEORGETOWN CITY	11/22/1995	Active	75	21	15	6	8.70%	69	7	0			N		0	\$6,520.00
	Exc Award (06/30/2017, 06/30/2019, 06/30/20																
58788	GEORGETOWN ISLAND	10/23/1996	Active	26	3	1	2	8.33%	26	10	3			N		6	\$900.00
	Exc Award (06/30/2016, 06/30/2017, 06/30/20																



# Club Health Assessment for District 308 B2 through May 2025

Club Number	Club Name	Charter Date	Status	Membership							Reports					Finance	LCIF
				Current Member Count	YTD Members Added	YTD Members Dropped	YTD Net Growth	YTD Net Growth%	Member Count 12 Months Ago	Avg. length of service for dropped members	Months Since Last MMR ***	Yrs. Since Last Officer Report	President Rotation	Vice President Reported ****	Months Since Last Activity Report ***	Account Balance	Donations for current Fiscal Year
			Number of times on status quo within last two years	If below 15 members appears				If net loss is greater than 20% appears			If no report in 3 months appears in	When more than one year appears in	Number of repeat terms	Notes the officers that do not have an active	If no report at 12 months appears in red		
60886	GEORGETOWN PENANG LIGHT	06/11/1998	Active	45	6	5	1	2.27%	44	13	0			N	5		\$4,200.00
	Exc Award (06/30/2018, 06/30/2019, 06/30/20)																
63556	GEORGETOWN PERDANA	09/21/2000	Active	8	1	0	1	14.29%	8		9		2	N	M,SC	3	
	Exc Award (06/30/2016)																
139539	Ipoh Athes	09/27/2019	Active	11	0	2	-2	-15.38%	15	5	9				M,VP,SC	0	
60006	IPOH BOUGAINVILLEA CITY	10/13/1997	Active	16	3	0	3	23.08%	14		9			N		2	
	Exc Award (06/30/2023)																
129178	Ipoh Centennial	11/11/2016	Active	18	0	0	0	0.00%	22		4		2	N	SC	2	\$750.00
	Exc Award (06/30/2017, 06/30/2018, 06/30/20)																
49357	IPOH CENTRAL	03/27/1989	Active	40	0	0	0	0.00%	46		0			N		0	\$1,400.00
	Exc Award (06/30/2016, 06/30/2017, 06/30/20)																
54375	IPOH CITY	04/22/1993	Active	21	0	1	-1	-4.55%	22	32	6			N	M	0	\$200.00
	Exc Award (06/30/2019, 06/30/2020, 06/30/20)																
147517	Ipoh Dynamic	07/07/2021	Active(1)	21	7	0	7	50.00%	20		1			N	M,SC	2	\$200.00
	Exc Award (06/30/2022)																
64773	IPOH EVERGREEN	11/11/2001	Active	17	2	0	2	13.33%	17		0			N		0	\$200.00
	Exc Award (06/30/2019)																
151154	IPOH GARDEN GOLDEN LOTUS	06/06/2022	Active	10	1	0	1	11.11%	14		10				VP	16	
124732	Ipoh Heritage	05/05/2015	Active	24	1	3	-2	-7.69%	31	5	0			N		1	
	Exc Award (06/30/2017, 06/30/2018, 06/30/20)																
140176	Ipoh Hillcity	12/23/2019	Active	11	0	0	0	0.00%	12		6			N		14	\$100.00
25618	IPOH HOST	02/02/1966	Active	48	3	4	-1	-2.04%	49	2	0			N		6	
	Exc Award (06/30/2017)																
136816	Ipoh Mali	12/13/2018	Active	13	1	0	1	8.33%	12		0		4	R	M,VP,SC	9	
	Exc Award (06/30/2023)																
115523	IPOH MANDARIN	11/11/2011	Active	45	5	2	3	7.14%	42	4	0			N	M	0	\$1,650.00
	Exc Award (06/30/2016, 06/30/2017, 06/30/20)																
111633	IPOH RIVERVIEW	07/09/2011	Active	15	1	6	-5	-25.00%	18	4	3			N	M	4	\$1,270.00



# Club Health Assessment for District 308 B2 through May 2025

			Status	Membership							Reports					Finance		LCIF
Club Number	Club Name	Charter Date		Current Member Count	YTD Members Added	YTD Members Dropped	YTD Net Growth	YTD Net Growth%	Member Count 12 Months Ago	Avg. length of service for dropped members	Months Since Last MMR ***	Yrs. Since Last Officer Report	President Rotation	Vice President Reported ****	Months Since Last Activity Report ***	Account Balance	Donations for current Fiscal Year	
			Number of times on status quo within last two years	If below 15 members appears				If net loss is greater than 20% appears			If no report in 3 months appears in	When more than one year appears in	Number of repeat terms	Notes the officers that do not have an active	If no report at 12 months appears in red			
Exc Award (06/30/2016, 06/30/2017, 06/30/2020)			Active	15	1	9	-8	-34.78%	28	4	0			VP	5		\$1,000.00	
142420	Ipoh Sunway City	08/04/2020																
Exc Award (06/30/2021, 06/30/2022)			Active(1)	24	5	5	0	0.00%	26	4	0		N		0			
142596	Ipoh Vintage	08/14/2020																
Exc Award (06/30/2023)			Active	43	5	0	5	13.16%	38		1		N		6		\$1,450.00	
129895	Kajang	01/28/2017																
Exc Award (06/30/2021, 06/30/2022, 06/30/2020)			Cancelled(8*)	0	0	6	-6	-100.00%	6	3	5	1	None	P,S,T,M,VP SC	N/A	90+ Days		
151277	Kajang Dynamic	06/06/2022																
25621	KAMPAR	05/24/1968	Active	50	1	7	-6	-10.71%	61	4	0		N		5		\$100.00	
44575	KAMUNTING	01/16/1985	Active	19	0	2	-2	-9.52%	21	12	6		N		15			
59258	KANGAR	03/13/1997	Active	5	0	0	0	0.00%	5		44	3	None	P,S,T,M,VP SC	N/R			
132629	Kedah	10/12/2017	Active	25	6	1	5	25.00%	20	5	0		R	P	1			
Exc Award (06/30/2018, 06/30/2019, 06/30/2020)			Active	21	2	0	2	10.53%	25		2		N		0		\$4,350.00	
141027	Kedah Elite	06/22/2020																
56708	KEDAH KOTA SETAR	03/24/1995	Active	27	0	5	-5	-15.63%	33	6	0		N	SC	0		\$420.00	
Exc Award (06/30/2017)			Status Quo(3)	17	0	0	0	0.00%	17		0		None	P,S,T,M,VP SC	3	90+ Days		
57215	KINTA	07/06/1995																
148698	Kinta Dynamic	10/28/2021	Active	18	3	5	-2	-10.00%	25	3	2		R		2		\$560.00	
Exc Award (06/30/2023)			Active	28	3	0	3	12.00%	25		0		R	M	8			
33904	Klang	05/06/1977																
Exc Award (06/30/2023)			Active	7	0	0	0	0.00%	25		10		2	R	24+			
136665	Kota Kemuning	11/07/2018																
Exc Award (06/30/2021, 06/30/2022)			Status Quo(1)	7	0	0	0	0.00%	7		7		3	VP,SC	24+	90+ Days		
36512	KRIAN L C	01/12/1979																
123203	Kuala Langat Central	10/09/2014	Active	124	5	0	5	4.20%	140		4		N	VP,SC	24+			
62299	KUALA MUDA	08/09/1999	Active	13	0	0	0	0.00%	13		10		5	R	M,SC			15
33276	KULIM	01/31/1977	Status Quo(3)	13	0	0	0	0.00%	13		11		None	P,S,T,M,VP SC	24+	90+ Days		
132318	Kulim Central	10/25/2017	Active	92	11	1	10	12.20%	81	7	0		N		4			
																	\$1,400.00	



# Club Health Assessment for District 308 B2 through May 2025

			Status	Membership							Reports					Finance		LCIF
Club Number	Club Name	Charter Date		Current Member Count	YTD Members Added	YTD Members Dropped	YTD Net Growth	YTD Net Growth%	Member Count 12 Months Ago	Avg. length of service for dropped members	Months Since Last MMR ***	Yrs. Since Last Officer Report	President Rotation	Vice President Reported ****	Months Since Last Activity Report ***	Account Balance	Donations for current Fiscal Year	
			Number of times on status quo within last two years	If below 15 members appears					If net loss is greater than 20% appears			If no report in 3 months appears in	When more than one year appears in	Number of repeat terms	Notes the officers that do not have an active	If no report at 12 months appears in red		
Exc Award (06/30/2022, 06/30/2023, 06/30/2024) 152649 Langkawi 09/27/2022			Active	29	2	8	-6	-17.14%	35	1	5			R	0		\$2,810.00	
Exc Award (06/30/2023) 143015 LUMUT LEGACY 10/20/2020			Active	15	2	0	2	15.38%	13		4			N	2		\$1,200.00	
Exc Award (06/30/2021, 06/30/2022, 06/30/2023) 119459 MANJUNG PERMAI 05/30/2013			Active	41	0	2	-2	-4.65%	43	10	0			N	VP	5	\$200.00	
Exc Award (06/30/2022, 06/30/2023) 99939 NORTH KEDAH 07/12/2007			Active	43	2	11	-9	-17.31%	50	6	0			N	2		\$2,300.00	
146888 Penang Armenian 06/21/2021			Active(1)	11	11	0	11	100.00%	0		1			N	5			
87989 PENANG BUKIT BENDERA 05/05/2005			Active	13	1	0	1	8.33%	13		10		4	N	VP,SC	5	\$100.00	
109483 PENANG CENTENNIAL 10/10/2010			Active	4	0	1	-1	-20.00%	5	3	4				VP	7	\$50.00	
Exc Award (06/30/2022) 148555 Penang Central 10/10/2021			Active(1)	21	4	7	-3	-12.50%	28	2	0			N	SC	2		
132374 Penang Harmony 08/17/2017			Active(2)	14	6	0	6	75.00%	12		1			N	SC	4	\$140.00	
Exc Award (06/30/2018) 87988 PENANG HILLVIEW 05/05/2005			Active	45	2	0	2	4.65%	43		0		2	N	VP	2	\$600.00	
Exc Award (06/30/2021, 06/30/2022) 25633 PENANG HOST 08/06/1963			Active	65	2	7	-5	-7.14%	72	6	5			N	4	\$5,311.51		
Exc Award (06/30/2023, 06/30/2024) 67438 PENANG ISLAND NEW CENTURY 03/20/2003			Active	34	2	0	2	6.25%	32		4		2	N	7	\$450.00		
Exc Award (06/30/2017, 06/30/2021, 06/30/2023) 88760 PENANG KOMTAR 06/28/2005			Active	33	1	0	1	3.13%	48		8			N	VP	11	\$100.00	
Exc Award (06/30/2021, 06/30/2023) 63884 PENANG METROPOLITAN 01/01/2001			Active(2)	6	6	1	5	500.00%	9	10	9				M,VP,SC	2		
Exc Award (06/30/2016, 06/30/2018) 140672 Penang Millennium 02/02/2020			Active	35	3	5	-2	-5.41%	37	3	0			N	M,SC	2	\$2,000.00	
Exc Award (06/30/2023, 06/30/2024) 117051 PENANG OUTREACH 06/10/2012			Active	42	15	3	12	40.00%	31	5	0			N	VP	2	\$370.00	



# Club Health Assessment for District 308 B2 through May 2025

			Status	Membership							Reports					Finance		LCIF
Club Number	Club Name	Charter Date		Current Member Count	YTD Members Added	YTD Members Dropped	YTD Net Growth	YTD Net Growth%	Member Count 12 Months Ago	Avg. length of service for dropped members	Months Since Last MMR ***	Yrs. Since Last Officer Report	President Rotation	Vice President Reported ****	Months Since Last Activity Report ***	Account Balance	Donations for current Fiscal Year	
			Number of times on status quo within last two years	If below 15 members appears					If net loss is greater than 20% appears				If no report in 3 months appears in	When more than one year appears in	Number of repeat terms	Notes the officers that do not have an active	If no report at 12 months appears in red	
Exc Award (06/30/2016, 06/30/2022)																		
140681	Penang Paragon	05/20/2020	Active	27	1	0	1	3.85%	27		0		2	N	0		\$5,000.00	
Exc Award (06/30/2021, 06/30/2022, 06/30/2023)																		
58719	PENANG PRAI	09/05/1996	Active	8	0	0	0	0.00%	8		11			VP	24+			
147750	Penang Prince	08/28/2021	Active	26	2	0	2	8.33%	30		0			N	0		\$520.00	
Exc Award (06/30/2022, 06/30/2024)																		
130146	Penang Queen	02/22/2017	Active	14	0	0	0	0.00%	20		2			N	SC	2	\$300.00	
Exc Award (06/30/2019, 06/30/2020, 06/30/2021)																		
139918	Penang Rising Star	10/10/2019	Active	46	15	0	15	48.39%	32		0			N	M	2	\$2,600.00	
Exc Award (06/30/2021, 06/30/2023, 06/30/2024)																		
151275	Penang Southwest	06/06/2022	Active(1)	5	0	8	-8	-61.54%	14	2	5			M,VP,SC	9			
125965	Penang Straits Quay	10/26/2015	Active	26	2	1	1	4.00%	25	5	4			N	5		\$460.00	
Exc Award (06/30/2021)																		
88764	PERAK SILVER STATE	06/28/2005	Active(1)	39	10	0	10	34.48%	29		0			N	0		\$1,030.00	
Exc Award (06/30/2018, 06/30/2019, 06/30/2020)																		
25634	PETALING JAYA	06/16/1961	Active	15	0	0	0	0.00%	15		0			R	2			
49137	PETALING JAYA METRO	01/04/1989	Active	14	0	0	0	0.00%	14		9		2	VP	0		\$290.00	
Exc Award (06/30/2020)																		
59386	PETALING JAYA MUTIARA	04/21/1997	Active	45	1	4	-3	-6.25%	50	3	1			N	0		\$600.00	
Exc Award (06/30/2021, 06/30/2022, 06/30/2023)																		
148533	Prai Central	10/10/2021	Active	32	4	2	2	6.67%	31	1	5			N	1		\$1,200.00	
Exc Award (06/30/2022)																		
98128	PUCHONG	01/06/2007	Active	27	2	5	-3	-10.00%	30	12	0			N	1			
Exc Award (06/30/2017, 06/30/2022, 06/30/2023)																		
124026	Puchong Care Rangers	02/11/2015	Active	6	1	5	-4	-40.00%	13	8	1		5	M,VP,SC	15			
136539	Pusing Mandarin	10/01/2018	Status Quo(4)	5	0	5	-5	-50.00%	10	6	5			S,M,VP,SC	10	90+ Days		
36926	RAWANG	04/16/1979	Active	11	0	0	0	0.00%	12		11			N	8			
Exc Award (06/30/2017, 06/30/2019, 06/30/2020)																		



# Club Health Assessment for District 308 B2 through May 2025

			Status	Membership							Reports					Finance		LCIF
Club Number	Club Name	Charter Date		Current Member Count	YTD Members Added	YTD Members Dropped	YTD Net Growth	YTD Net Growth%	Member Count 12 Months Ago	Avg. length of service for dropped members	Months Since Last MMR ***	Yrs. Since Last Officer Report	President Rotation	Vice President Reported ****	Months Since Last Activity Report ***	Account Balance	Donations for current Fiscal Year	
			Number of times on status quo within last two years	If below 15 members appears				If net loss is greater than 20% appears			If no report in 3 months appears in	When more than one year appears in	Number of repeat terms	Notes the officers that do not have an active	If no report at 12 months appears in red			
44892	SEBERANG JAYA	04/15/1985	Active	30	5	0	5	20.00%	25		0		2	N	P,SC	4		\$50.00
	Exc Award (06/30/2024)																	
146183	Seberang Prai Stars	05/11/2021	Active	25	7	1	6	31.58%	25	4	0			R		3		\$350.00
144460	Selangor Classic	12/31/2020	Active	7	4	1	3	75.00%	8	4	0				M,VP,SC	1		
130372	Selangor Community	03/21/2017	Active	38	0	4	-4	-9.52%	42	5	5			N		1		
	Exc Award (06/30/2018, 06/30/2019, 06/30/2020)																	
146360	Selangor Elite	06/15/2021	Active(2)	14	21	8	13	1300.00%	25	2	0		2		P,T,VP	2		
	Exc Award (06/30/2023)																	
152741	Selangor Empire	10/12/2022	Active	32	11	0	11	52.38%	27		0			N		3		\$1,760.00
	Exc Award (06/30/2023)																	
145934	Selangor Harmony	04/28/2021	Active(1)	14	14	14	0	0.00%	14	3	0		2		M,VP,SC	24+		
147688	Selangor Majestic	08/08/2021	Active	15	2	0	2	15.38%	15		2				VP	1		\$320.00
	Exc Award (06/30/2022, 06/30/2024)																	
146077	Selangor Miracle	05/05/2021	Active(2)	12	18	24	-6	-33.33%	18	5	3		4		M,VP,SC	24+	90+ Days	
137182	Selangor Rangers	01/11/2019	Active(2)	11	11	10	1	10.00%	15	4	1		2		P,T,M,VP,SC	24+		
55927	SELANGOR SERDANG	06/27/1994	Active	50	1	0	1	2.04%	49		0			N		0		
	Exc Award (06/30/2018, 06/30/2019)																	
136473	Selangor Stars	09/28/2018	Active	5	0	0	0	0.00%	5		7				M,VP,SC	24+	90+ Days	
143459	Selangor TCM	12/12/2020	Active(1)	48	10	2	8	20.00%	47	2	3			N	VP	6		
	Exc Award (06/30/2021, 06/30/2023)																	
151906	Selangor Unique	08/10/2022	Active	58	17	0	17	41.46%	46		0			R	M,SC	1		\$1,000.00
	Exc Award (06/30/2023, 06/30/2024)																	
145819	Selangor Unity	04/08/2021	Active(3)	34	35	35	0	0.00%	34	3	0		2		M,VP,SC	24+		
57799	SERI KUALA LANGAT	01/25/1996	Active	40	0	2	-2	-4.76%	42	8	0			N	VP	0		\$400.00
	Exc Award (06/30/2018)																	
146866	Simpang Ampat	06/21/2021	Cancelled(8*)	0	0	15	-15	-100.00%	15	3	17	1	None		P,S,T,M,VP SC	20	90+ Days	
25641	SITIAWAN	10/18/1973	Active	14	2	2	0	0.00%	14	47	0			N		1		\$330.00
	Exc Award (06/30/2018, 06/30/2022)																	





# Club Health Assessment for District 308 B2 through May 2025

			Status	Membership							Reports					Finance		LCIF
Club Number	Club Name	Charter Date		Current Member Count	YTD Members Added	YTD Members Dropped	YTD Net Growth	YTD Net Growth%	Member Count 12 Months Ago	Avg. length of service for dropped members	Months Since Last MMR ***	Yrs. Since Last Officer Report	President Rotation	Vice President Reported ****	Months Since Last Activity Report ***	Account Balance	Donations for current Fiscal Year	
			Number of times on status quo within last two years	If below 15 members appears				If net loss is greater than 20% appears			If no report in 3 months appears in	When more than one year appears in	Number of repeat terms	Notes the officers that do not have an active	If no report at 12 months appears in red			
41798	SUBANG JAYA	08/23/1982	Active	48	9	3	6	14.29%	43	3	2			N	1		\$3,040.00	
Exc Award (06/30/2016, 06/30/2017, 06/30/2020)																		
60126	SUNGAI BULOH	12/03/1997	Active	15	0	1	-1	-6.25%	16	26	1			R	M,SC	14		
32268	SUNGEI PATANI	05/20/1976	Active(1)	26	0	2	-2	-7.14%	28	8	5		3	N	M	6		
Exc Award (06/30/2018, 06/30/2020, 06/30/2024)																		
95087	SUNWAY DAMANSARA METRO	01/24/2006	Active	54	3	0	3	5.88%	49		0			N	3		\$1,150.00	
Exc Award (06/30/2022, 06/30/2024)																		
25642	TAIPING	09/25/1966	Active	20	0	1	-1	-4.76%	23	3	3			R	3		\$100.00	
56709	TAIPING BUNGA RAYA	03/24/1995	Active	24	0	3	-3	-11.11%	28	29	0		None	N	P,S	7	\$100.00	
111636	TAIPING CENTENNIAL	07/11/2011	Active	8	0	5	-5	-38.46%	13	13	7		2		M,VP,SC	24+		
Exc Award (06/30/2018)																		
137695	Taiping Mandarin	04/02/2019	Active(1)	23	0	4	-4	-14.81%	28	4	0		3	R	VP	5	\$100.00	
106084	TANJONG TUALANG	07/15/2009	Active(2)	10	0	0	0	0.00%	10		18			N	M	24+	\$200.00	
Exc Award (06/30/2019)																		
53754	TANJUNG	10/22/1992	Active	97	6	4	2	2.11%	98	14	1			N	3		\$3,960.00	
Exc Award (06/30/2017, 06/30/2018, 06/30/2020)																		
58857	TANJUNG INDAH	11/18/1996	Active(1)	8	0	0	0	0.00%	8		13		3		VP	18		
64478	TANJUNG PUTRA NEW CENTURY	06/15/2001	Active	27	0	4	-4	-12.90%	31	3	0		2		VP,SC	10	\$1,000.00	
Exc Award (06/30/2016, 06/30/2021, 06/30/2024)																		
130137	Tanjung Putri	03/15/2017	Active	14	1	1	0	0.00%	18	8	0			N	5		\$200.00	
Exc Award (06/30/2021)																		
146435	Tanjung Sri Pinang	06/14/2021	Active	29	10	4	6	26.09%	30	5	0			N	5		\$2,650.00	
126741	Tanjung Star	02/29/2016	Active	45	1	1	0	0.00%	49	7	1			N	5		\$200.00	
Exc Award (06/30/2018, 06/30/2023)																		
63040	TAPAH CENTRAL	04/19/2000	Active(1)	56	2	2	0	0.00%	58	19	5			R	M,VP	11	\$200.00	
126745	Teluk Intan Mandarin	02/11/2016	Active(2)	16	0	2	-2	-11.11%	18	2	0				VP	5		
150063	Tropicana Elite	03/03/2022	Active	16	1	0	1	6.67%	24		9			N	7			



# Club Health Assessment for District 308 B2 through May 2025

			Status	Membership							Reports					Finance	LCIF
Club Number	Club Name	Charter Date		Current Member Count	YTD Members Added	YTD Members Dropped	YTD Net Growth	YTD Net Growth%	Member Count 12 Months Ago	Avg. length of service for dropped members	Months Since Last MMR ***	Yrs. Since Last Officer Report	President Rotation	Vice President Reported ****	Months Since Last Activity Report ***	Account Balance	Donations for current Fiscal Year
			Number of times on status quo within last two years	If below 15 members appears				If net loss is greater than 20% appears			If no report in 3 months appears in	When more than one year appears in	Number of repeat terms	Notes the officers that do not have an active	If no report at 12 months appears in red		

Clubs Cancelled Previous Fiscal Year – Clubs Cancelled within last 12 months may be reinstated

Club Number	Club Name	Charter Date	Current Status*	Cancellation Date
150753	Hulu Selangor	06/06/2022	Cancelled(8*)	12/29/2023
151125	Ipoh Elite	06/06/2022	Cancelled(6*)	10/29/2023
139295	Ipoh Midtown	08/05/2019	Cancelled(6*)	06/29/2024
130221	Ipoh Tin Valley	03/21/2017	Cancelled(6*)	09/29/2023
100243	PENANG GOLD COAST	09/25/2007	Cancelled(8*)	12/29/2023
147542	Perak Dynamic	07/11/2021	Cancelled(6*)	12/29/2023
148316	Selangor Dynamic	09/19/2021	Cancelled(6*)	01/29/2024
152275	Selangor Sabak Bernam District	10/11/2022	Cancelled(8*)	06/29/2024
148871	Semenyih Selangor	11/11/2021	Cancelled(8*)	04/29/2024
147614	Sungai Siput	08/18/2021	Cancelled(6*)	12/29/2023

Current Total Clubs Count	YTD New Clubs Count	YTD Cancelled Clubs Count	YTD Net Club Gain	Current Total Members Count	YTD Add	YTD Drop	YTD Net Growth	YTD Net Growth %	Member Count 12 Months Ago	Average Member Count Per Club	% of Clubs with less than 20 members	% No MMR in 3 Months	% No Officer Report in 12 Months	% of Clubs with balance 90+ days	Number of Clubs in Status Quo	% Status Quo Clubs in Financial Suspension	Number of Cancelled Clubs	Average Cancelled Club Age	Members Lost Due to Cancellation	% of Clubs Cancelled for Non-Financial Reasons
135	2	2	0	3,957	545	372	173	4.57%	4,081	29	41%	39%	1%	6%	5	100%	2	24	21	-200%

\* - P - Priority Club. Cancellation Reasons: 1-Objectives/conduct, 2-Non-active club, 5-Non-existing club, 6-Disbanding, 7-Merger, 8-Financial Suspension, 9-District/Multiple District Dues.

\*\* - Abbreviation: P-President, S-Secretary, T-Treasurer, M-Member Chairperson, VP-First Vice President, MC-Communications Chairperson, SC-Service Chairperson

\*\*\* - Abbreviation: N/R - Never reported using the Lions Clubs website, N/A - Not applicable, No password registered for the Lions Clubs website.

\*\*\*\* - Abbreviation: N - New, IP - Immediate Past, R - Repeat.



# Club Health Assessment for District 308 B3 through May 2025

			Status	Membership							Reports					Finance	LCIF	
Club Number	Club Name	Charter Date		Current Member Count	YTD Members Added	YTD Members Dropped	YTD Net Growth	YTD Net Growth%	Member Count 12 Months Ago	Avg. length of service for dropped members	Months Since Last MMR ***	Yrs. Since Last Officer Report	President Rotation	Vice President Reported ****	Months Since Last Activity Report ***	Account Balance	Donations for current Fiscal Year	
			Number of times on status quo within last two years	If below 15 members appears					If net loss is greater than 20% appears			If no report in 3 months appears in	When more than one year appears in	Number of repeat terms	Notes the officers that do not have an active	If no report at 12 months appears in red		
Clubs less than two years old																		
180972	Johor Traditional Culture	02/28/2025	Active	21	21	0	21	100.00%	0		2			N	0	90+ Days		
181193	Mantin	03/18/2025	Newly Chartered	20	20	0	20	100.00%	0		1			R	0			
157724	Rantau	04/10/2024	Active	25	3	0	3	13.64%	21		0		2	N	2			
Exc Award (06/30/2024)																		
156641	Royale Seremban	11/28/2023	Active	17	6	0	6	54.55%	21		10		2	N	1			
180492	Sendayan	01/27/2025	Active	22	22	0	22	100.00%	0		1			N	1			\$1,000.00
174524	Teratai Linda	09/09/2024	Active	35	35	0	35	100.00%	0		0			N	0			\$1,350.00
Clubs more than two years old																		
44891	BAHAU	04/03/1985	Active	131	3	3	0	0.00%	131	8	0			N	1			\$8,210.00
Exc Award (06/30/2016, 06/30/2017, 06/30/2020)																		
45814	BATU PAHAT	02/19/1986	Active(1)	8	2	3	-1	-11.11%	10	8	1		2	R	10			
Exc Award (06/30/2016, 06/30/2017, 06/30/2020)																		
128480	Batu Pahat United	08/12/2016	Active	27	2	5	-3	-10.00%	31	5	2			N	5			
Exc Award (06/30/2019, 06/30/2020, 06/30/2020)																		
101406	BUKIT BAKRI	02/27/2008	Active	54	3	0	3	5.88%	53		2			N	0			\$150.00
Exc Award (06/30/2018)																		
60125	BUKIT GAMBIR	12/03/1997	Active	64	7	3	4	6.67%	60	7	0			N	2			\$1,100.00
Exc Award (06/30/2018, 06/30/2020, 06/30/2020)																		
64482	BUKIT SIPUT	06/01/2001	Active(1)	44	0	0	0	0.00%	44		7			R	2			
Exc Award (06/30/2018, 06/30/2024)																		
133692	Endau	02/27/2018	Active	17	0	1	-1	-5.56%	22	6	10			N	9			
144238	Gelang Patah	12/23/2020	Active	21	12	2	10	90.91%	11	2	2			N	2			\$2,210.00
Exc Award (06/30/2021, 06/30/2023)																		
61094	GEMAS BAHRU	08/24/1998	Active	42	0	0	0	0.00%	42		2		2	R	0			
Exc Award (06/30/2024)																		
132552	Gemenchah	10/10/2017	Active(1)	13	5	0	5	62.50%	8		0			VP,SC	3			



# Club Health Assessment for District 308 B3 through May 2025

			Status	Membership							Reports					Finance		LCIF
Club Number	Club Name	Charter Date		Current Member Count	YTD Members Added	YTD Members Dropped	YTD Net Growth	YTD Net Growth%	Member Count 12 Months Ago	Avg. length of service for dropped members	Months Since Last MMR ***	Yrs. Since Last Officer Report	President Rotation	Vice President Reported ****	Months Since Last Activity Report ***	Account Balance	Donations for current Fiscal Year	
			Number of times on status quo within last two years	If below 15 members appears					If net loss is greater than 20% appears			If no report in 3 months appears in	When more than one year appears in	Number of repeat terms	Notes the officers that do not have an active	If no report at 12 months appears in red		
Exc Award (06/30/2020, 06/30/2021)																		
149602	Harmony Johor Bahru	01/26/2022	Active	28	11	0	11	64.71%	18		0			N	2		\$280.00	
56943	JASIN	05/11/1995	Active	23	1	13	-12	-34.29%	35	6	2			N	VP	3	\$1,100.00	
Exc Award (06/30/2024)																		
124184	JB Austin	02/18/2015	Active	56	21	6	15	36.59%	46	2	0			R		2	\$2,590.00	
Exc Award (06/30/2018, 06/30/2023, 06/30/2024)																		
130506	JB Centennial	04/19/2017	Active	14	0	0	0	0.00%	14		7			N		5	\$115.00	
Exc Award (06/30/2021, 06/30/2024)																		
132265	JB Iskandar	07/17/2017	Active	27	6	0	6	28.57%	21		0			N		3	\$270.00	
Exc Award (06/30/2019, 06/30/2020, 06/30/2024)																		
117413	JB TAMAN GAYA	07/18/2012	Active	17	1	6	-5	-22.73%	22	7	0			R		1		
Exc Award (06/30/2021, 06/30/2022, 06/30/2024)																		
48448	JEMENTAH	04/11/1988	Active	52	1	0	1	1.96%	52		1		2		VP	4		
Exc Award (06/30/2019, 06/30/2020, 06/30/2024)																		
57735	JOHOR BAHRU CITY	01/08/1996	Active	49	5	0	5	11.36%	45		1			N		2	\$2,030.00	
Exc Award (06/30/2016, 06/30/2018, 06/30/2024)																		
104876	JOHOR BAHRU DESA CEMERLANG	03/02/2009	Active	33	9	6	3	10.00%	30	10	0				VP	0	\$320.00	
Exc Award (06/30/2021, 06/30/2024)																		
132492	Johor Bahru Golden Century	09/08/2017	Active	21	2	0	2	10.53%	19		2			R		2	\$1,210.00	
Exc Award (06/30/2020, 06/30/2024)																		
40172	JOHOR BAHRU HOST	06/26/1981	Active	25	0	0	0	0.00%	27		0		2	N		1	\$1,250.00	
Exc Award (06/30/2016, 06/30/2018, 06/30/2024)																		
51486	JOHOR BAHRU MANDARIN	03/30/1991	Active	20	0	0	0	0.00%	20		1		2	N	M,SC	6		
49034	JOHOR BAHRU METRO	11/23/1988	Active	22	3	2	1	4.76%	21	4	2			N		4		
Exc Award (06/30/2020, 06/30/2021, 06/30/2024)																		
141080	Johor Bahru Premier	02/26/2020	Active	41	12	7	5	13.89%	36	5	0			N		0	\$6,460.00	
Exc Award (06/30/2021, 06/30/2022, 06/30/2024)																		
61478	JOHOR BAHRU TAMAN UNIVERSITI	02/01/1999	Active	25	5	3	2	8.70%	28	5	0			N	P	0	\$1,270.00	
Exc Award (06/30/2022)																		
																90+ Days		



# Club Health Assessment for District 308 B3 through May 2025

			Status	Membership							Reports					Finance		LCIF
Club Number	Club Name	Charter Date		Current Member Count	YTD Members Added	YTD Members Dropped	YTD Net Growth	YTD Net Growth%	Member Count 12 Months Ago	Avg. length of service for dropped members	Months Since Last MMR ***	Yrs. Since Last Officer Report	President Rotation	Vice President Reported ****	Months Since Last Activity Report ***	Account Balance	Donations for current Fiscal Year	
			Number of times on status quo within last two years	If below 15 members appears					If net loss is greater than 20% appears			If no report in 3 months appears in	When more than one year appears in	Number of repeat terms	Notes the officers that do not have an active	If no report at 12 months appears in red		
102756	JOHOR BAHRU TEBRAU CITY Exc Award (06/30/2019, 06/30/2020)	06/27/2008	Active	11	2	1	1	10.00%	10	5	0			N	5			
55663	JOHOR JAYA Exc Award (06/30/2019, 06/30/2020, 06/30/2024)	05/09/1994	Active	85	33	2	31	57.41%	59	3	0			N	0		\$2,810.00	
47173	JOHORE BAHRU TANJONG PETRIE Exc Award (06/30/2023, 06/30/2024)	04/15/1987	Active	30	3	0	3	11.11%	27		1			N	M	0	\$1,300.00	
124012	Kahang Exc Award (06/30/2020, 06/30/2023, 06/30/2024)	01/20/2015	Active	53	6	0	6	12.77%	47		2			N		1	\$690.00	
134148	Kluang 4WD Exc Award (06/30/2021, 06/30/2022)	03/27/2018	Active	25	0	0	0	0.00%	31		0			N		2		
25622	KLUANG HOST Exc Award (06/30/2018, 06/30/2019, 06/30/2024)	06/22/1961	Active	55	0	5	-5	-8.33%	60	3	0			N		0		
59882	KLUANG MANDARIN Exc Award (06/30/2018, 06/30/2022, 06/30/2024)	07/31/1997	Active	56	22	0	22	64.71%	34		0			N		2	\$530.00	
99328	KOTA TINGGI Exc Award (06/30/2022, 06/30/2023, 06/30/2024)	05/08/2007	Active	16	0	0	0	0.00%	16		2				VP	0		
46336	KUALA PILAH Exc Award (06/30/2022)	06/16/1986	Active	28	0	0	0	0.00%	31		3		2	N		2	\$280.00	
63355	KULAI Exc Award (06/30/2020)	06/26/2000	Active	23	8	0	8	53.33%	15		2			N		0	\$230.00	
40551	LABIS Exc Award (06/30/2024)	11/02/1981	Active	32	1	1	0	0.00%	32	22	4		3	R	M	2		
89337	LUKUT 88 Exc Award (06/30/2022, 06/30/2023, 06/30/2024)	09/29/2005	Active	43	7	2	5	13.16%	38	20	0		2	N	SC	2	\$2,440.00	
77703	MASAI Exc Award (06/30/2018, 06/30/2019, 06/30/2024)	10/06/2003	Active	47	0	3	-3	-6.00%	50	3	0			N	M,VP	1	\$1,470.00	
25632	MUAR HOST Exc Award (06/30/2020)	10/16/1966	Active	97	7	2	5	5.43%	94	8	2				VP	5	\$1,020.00	
123567	Nilai Exc Award (06/30/2018, 06/30/2019, 06/30/2024)	11/05/2014	Active	34	4	0	4	13.33%	33		2			N		3	\$90.00	



# Club Health Assessment for District 308 B3 through May 2025

			Status	Membership							Reports					Finance		LCIF
Club Number	Club Name	Charter Date		Current Member Count	YTD Members Added	YTD Members Dropped	YTD Net Growth	YTD Net Growth%	Member Count 12 Months Ago	Avg. length of service for dropped members	Months Since Last MMR ***	Yrs. Since Last Officer Report	President Rotation	Vice President Reported ****	Months Since Last Activity Report ***	Account Balance	Donations for current Fiscal Year	
			Number of times on status quo within last two years	If below 15 members appears				If net loss is greater than 20% appears			If no report in 3 months appears in	When more than one year appears in	Number of repeat terms	Notes the officers that do not have an active	If no report at 12 months appears in red			
132375	Nilai Centennial	08/25/2017	Active	36	16	10	6	20.00%	31	1	0			R	0		\$3,600.00	
Exc Award (06/30/2018, 06/30/2021, 06/30/2024)																		
101120	PEKAN NENAS	02/05/2008	Active	25	2	1	1	4.17%	24	17	0		2	N	3		\$50.00	
Exc Award (06/30/2020, 06/30/2024)																		
77839	PERMAS JAYA	11/17/2003	Active	42	16	7	9	27.27%	33	5	0		2	R	0		\$1,400.00	
Exc Award (06/30/2024)																		
127918	Port Dickson Pantai	06/16/2016	Active	24	4	0	4	20.00%	23		0			N	0		\$1,330.00	
Exc Award (06/30/2023, 06/30/2024)																		
150212	Puteri Harbour	05/31/2022	Active	15	4	8	-4	-21.05%	19	2	4		2	N	5			
121871	Sagil	04/14/2014	Active	29	0	1	-1	-3.33%	30	9	0			M,VP,SC	3			
Exc Award (06/30/2016, 06/30/2018, 06/30/2024)																		
126381	SBR Rengit Johor	12/16/2015	Active	22	0	3	-3	-12.00%	25	2	2		2	N	2		\$1,000.00	
Exc Award (06/30/2018, 06/30/2022)																		
25636	SEGAMAT	05/24/1968	Active(1)	20	3	0	3	17.65%	18		2			N	6			
78429	SEGAMAT JAYA	03/09/2004	Active	47	3	1	2	4.44%	46	2	2			N	2			
Exc Award (06/30/2018, 06/30/2021, 06/30/2024)																		
83165	SEGAMAT PUTERI	08/08/2004	Active	40	2	0	2	5.26%	38		0			N	2		\$400.00	
Exc Award (06/30/2018, 06/30/2023, 06/30/2024)																		
77591	SENAI	09/19/2003	Active	32	5	0	5	18.52%	29		0			N	0		\$350.00	
Exc Award (06/30/2021, 06/30/2022, 06/30/2024)																		
53830	SEREMBAN CENTRAL	11/18/1992	Active	50	4	15	-11	-18.03%	64	4	0			VP	4		\$1,000.00	
Exc Award (06/30/2016, 06/30/2019, 06/30/2024)																		
124963	Seremban Regency	06/10/2015	Active	21	5	4	1	5.00%	20	1	2			R	0			
Exc Award (06/30/2024)																		
63321	SIMPANG RENGAM	06/16/2000	Active	21	0	1	-1	-4.55%	22	24	0		2	R	0		\$230.00	
Exc Award (06/30/2016, 06/30/2024)																		
55439	SKUDAI	03/22/1994	Active	33	5	1	4	13.79%	29	2	0			R	3		\$430.00	
Exc Award (06/30/2022, 06/30/2024)																		
99329	TAMAN PELANGI INDAH	05/08/2007	Active	30	3	3	0	0.00%	33	7	0			N	0		\$1,300.00	



## Club Health Assessment for District 308 B3 through May 2025

			Status							Membership							Reports					Finance		LCIF
Club Number	Club Name	Charter Date								Current Member Count	YTD Members Added	YTD Members Dropped	YTD Net Growth	YTD Net Growth%	Member Count 12 Months Ago	Avg. length of service for dropped members	Months Since Last MMR ***	Yrs. Since Last Officer Report	President Rotation	Vice President Reported ****	Months Since Last Activity Report ***	Account Balance	Donations for current Fiscal Year	
			Number of times on status quo within last two years							If below 15 members appears				If net loss is greater than 20% appears			If no report in 3 months appears in	When more than one year appears in	Number of repeat terms	Notes the officers that do not have an active	If no report at 12 months appears in red			
Exc Award (06/30/2019, 06/30/2020, 06/30/2021)																								
109224	Tampin	09/14/2010	Active							26	6	0	6	30.00%	23		2			N	2		\$1,060.00	
Exc Award (06/30/2016, 06/30/2017, 06/30/2021)																								
54991	TANGKAK	10/22/1993	Active							153	5	2	3	2.00%	154	8	0			N	1		\$3,000.00	
Exc Award (06/30/2016, 06/30/2017, 06/30/2021)																								
144338	Tebrau Heart	12/28/2020	Active							12	4	0	4	50.00%	8		0		2	R	2		\$110.00	
Exc Award (06/30/2021)																								
61639	TUN AMINAH	03/19/1999	Active							22	6	0	6	37.50%	21		3			N	0		\$220.00	
Exc Award (06/30/2022, 06/30/2023, 06/30/2024)																								
52701	YONG PENG	03/13/1992	Active							25	0	2	-2	-7.41%	27	6	6			N	2			
Exc Award (06/30/2018, 06/30/2019, 06/30/2020)																								
Current Total Clubs Count	YTD New Clubs Count	YTD Cancelled Clubs Count	YTD Net Club Gain	Current Total Members Count	YTD Add	YTD Drop	YTD Net Growth	YTD Net Growth %	Member Count 12 Months Ago	Average Member Count Per Club	% of Clubs with less than 20 members	% No MMR in 3 Months	% No Officer Report in 12 Months	% of Clubs with balance 90+ days	Number of Clubs in Status Quo	% Status Quo Clubs in Financial Suspension	Number of Cancelled Clubs	Average Cancelled Club Age	Members Lost Due to Cancellation	% of Clubs Cancelled for Non-Financial Reasons				
67	4	0	4	2,374	404	135	269	12.78%	2,182	35	15%	13%	0%	3%	0	0%	0	0	0	0		0%		

\* - P - Priority Club. Cancellation Reasons: 1-Objectives/conduct, 2-Non-active club, 5-Non-existing club, 6-Disbanding, 7-Merger, 8-Financial Suspension, 9-District/Multiple District Dues.

\*\* - Abbreviation: P-President, S-Secretary, T-Treasurer, M-Member Chairperson, VP-First Vice President, MC-Communications Chairperson, SC-Service Chairperson

\*\*\* - Abbreviation: N/R - Never reported using the Lions Clubs website, N/A - Not applicable, No password registered for the Lions Clubs website.

\*\*\*\* - Abbreviation: N - New, IP - Immediate Past, R - Repeat.





# Club Health Assessment for District 310 A1 through May 2025

			Status	Membership							Reports					Finance	LCIF
Club Number	Club Name	Charter Date		Current Member Count	YTD Members Added	YTD Members Dropped	YTD Net Growth	YTD Net Growth%	Member Count 12 Months Ago	Avg. length of service for dropped members	Months Since Last MMR ***	Yrs. Since Last Officer Report	President Rotation	Vice President Reported ****	Months Since Last Activity Report ***	Account Balance	Donations for current Fiscal Year
			Number of times on status quo within last two years	If below 15 members appears				If net loss is greater than 20% appears			If no report in 3 months appears in	When more than one year appears in	Number of repeat terms	Notes the officers that do not have an active	If no report at 12 months red		
Clubs less than two years old																	
156249	Bangkok Nawamin	09/28/2023	Active(1)	5	0	17	-17	-77.27%	22	1	5		2	S,T,M,VP,SC	N/R		
	Exc Award (06/30/2024)																
171738	Bangkok Pinklao 2024	06/19/2024	Active	21	0	0	0	0.00%	0		8		None	P,S,T,M,VP SC	2		\$98.44
	Exc Award (06/30/2024)																
178696	Chiang Mai Maerim NEWS	09/24/2024	Active	21	21	0	21	100.00%	0		0			M,VP,SC	N/R		\$98.44
155925	Singburi	09/07/2023	Active	16	3	10	-7	-30.43%	23	1	3		2	R T,M,VP,SC	6	90+ Days	
157620	Uthai Thani Banrai	03/04/2024	Active	20	0	0	0	0.00%	20		12		2	R P,T,M,VP,SC	N/A		
Clubs more than two years old																	
136444	Ang Thong	09/28/2018	Active	6	0	2	-2	-25.00%	16	5	5		2	P,S,T,M,VP SC	19		
	Exc Award (06/30/2019, 06/30/2021, 06/30/2022)																
25831	AYUDHYA	04/14/1972	Active	39	13	2	11	39.29%	31	28	0		2	R T,VP,SC	0		\$43.76
	Exc Award (06/30/2017, 06/30/2018, 06/30/2019)																
25832	BANGKOK	02/13/1959	Active	30	6	2	4	15.38%	33	0	4			N P,VP,SC	5		\$200.54
	Exc Award (06/30/2019, 06/30/2022)																
132453	Bangkok Centennial Phet Ratchada	08/17/2017	Active	19	2	4	-2	-9.52%	24	5	0			N T	1		
	Exc Award (06/30/2018, 06/30/2019, 06/30/2020)																
148026	Bangkok Chaengwattana (2021)	09/02/2021	Active	3	0	0	0	0.00%	15		11		4	R T,M,VP,SC	24+		
54497	BANGKOK DONMUANG	05/24/1993	Active	30	3	0	3	11.11%	27		0			N VP,SC	2		\$227.61
	Exc Award (06/30/2017, 06/30/2018, 06/30/2019)																
31115	BANGKOK ERAWAN	07/21/1975	Active	1	0	0	0	0.00%	1		10	3	None	P,S,T,M,VP SC	24+		
44314	BANGKOK GOLDEN TOWN	10/22/1984	Active	15	0	0	0	0.00%	15		11			R P,M,VP	24+		\$2,263.71
	Exc Award (06/30/2019, 06/30/2020)																
52847	BANGKOK L R PATUMWAN	04/03/1992	Active	20	0	0	0	0.00%	19		1		2	N T,VP	0		\$131.27
	Exc Award (06/30/2019, 06/30/2021, 06/30/2022)																
58672	BANGKOK LAKSI HORWANG	09/03/1996	Active	19	0	1	-1	-5.00%	22	1	0		2	N P,T,VP	24+		\$102.10
	Exc Award (06/30/2016, 06/30/2017, 06/30/2018)																



# Club Health Assessment for District 310 A1 through May 2025

			Status	Membership							Reports					Finance		LCIF
Club Number	Club Name	Charter Date		Current Member Count	YTD Members Added	YTD Members Dropped	YTD Net Growth	YTD Net Growth%	Member Count 12 Months Ago	Avg. length of service for dropped members	Months Since Last MMR ***	Yrs. Since Last Officer Report	President Rotation	Vice President Reported ****	Months Since Last Activity Report ***	Account Balance	Donations for current Fiscal Year	
			Number of times on status quo within last two years	If below 15 members appears				If net loss is greater than 20% appears			If no report in 3 months appears in	When more than one year appears in	Number of repeat terms	Notes the officers that do not have appears in an active	If no report at 12 months red			
135991	Bangkok Laksi Vibhavadi	07/17/2018	Active	21	7	6	1	5.00%	18	2	0			R	T,VP	1		
	Exc Award (06/30/2019, 06/30/2022, 06/30/2024)																	
65162	BANGKOK MUANGMIN THIN THONG	03/26/2002	Active	6	0	0	0	0.00%	6		14		7		P,T,M,VP,SC	N/R		
147865	Bangkok Old Smart Navy 2021	08/06/2021	Active	5	0	0	0	0.00%	3		11		4		S,T,M,VP,SC	16		
	Exc Award (06/30/2022, 06/30/2024)																	
147737	Bangkok Putamothon SAI2 (2021)	08/02/2021	Active	12	10	0	10	500.00%	2		10		4		S,T,M,VP,SC	19	\$1,000.00	
	Exc Award (06/30/2022)																	
147593	Bangkok Suvarnabhumi 2021	07/20/2021	Active(1)	20	0	0	0	0.00%	20		0		2	R	P,T,VP	5	\$102.10	
	Exc Award (06/30/2022, 06/30/2023)																	
30798	CHAI NAT	05/12/1975	Active	34	0	3	-3	-8.11%	35	2	5		5	R	T,M,VP,SC	3	\$1,111.98	
	Exc Award (06/30/2018, 06/30/2023)																	
49783	CHIANG MAI KHAMDARA	07/10/1989	Active	24	6	15	-9	-27.27%	33	2	3			N	P,S,T,SC	3	\$408.34	
	Exc Award (06/30/2021, 06/30/2023, 06/30/2024)																	
128122	Chiangmai Bhuphayou-Noppaburee	06/30/2016	Active	7	1	3	-2	-22.22%	6	1	5		2		T,M,VP,SC	4	\$98.44	
	Exc Award (06/30/2021, 06/30/2022)																	
133064	Chiangmai Centennial	11/07/2017	Active	14	0	5	-5	-26.32%	19	1	0			R	P,S,T,VP,SC	24+	\$127.61	
	Exc Award (06/30/2024)																	
124995	Chiangmai Doi-Luang Chiang Dao	05/28/2015	Active(2)	5	1	0	1	25.00%	4		2	1	None		P,S,T,M,VP SC	N/R	\$98.44	
54089	CHIANGMAI INTHANON	02/12/1993	Active	12	6	1	5	71.43%	9	8	0			N	SC	0	\$98.44	
	Exc Award (06/30/2018, 06/30/2022, 06/30/2024)																	
152111	Chiangmai Lanna Wiengkaew United	08/26/2022	Active	17	3	0	3	21.43%	20		0		None		P,S,T,M,VP SC	N/A	\$1,181.25	
	Exc Award (06/30/2023)																	
64254	CHIANGMAI MAEJO	05/01/2001	Active	10	0	0	0	0.00%	10		9		2	N	T,M,VP	5	\$127.62	
	Exc Award (06/30/2021)																	
82538	CHIANGMAI MAEPING MAESA	06/07/2004	Active	6	0	0	0	0.00%	6		4		2	N	M,SC	4	\$295.31	
	Exc Award (06/30/2021)																	
60350	CHIANGMAI MAE-RAMING	02/05/1998	Active	37	3	1	2	5.71%	35	2	0			N		0	\$1,087.51	



# Club Health Assessment for District 310 A1 through May 2025

			Status	Membership							Reports					Finance		LCIF
Club Number	Club Name	Charter Date		Current Member Count	YTD Members Added	YTD Members Dropped	YTD Net Growth	YTD Net Growth%	Member Count 12 Months Ago	Avg. length of service for dropped members	Months Since Last MMR ***	Yrs. Since Last Officer Report	President Rotation	Vice President Reported ****	Months Since Last Activity Report ***	Account Balance	Donations for current Fiscal Year	
			Number of times on status quo within last two years	If below 15 members appears					If net loss is greater than 20% appears			If no report in 3 months appears in	When more than one year appears in	Number of repeat terms	Notes the officers that do not have an active	If no report at 12 months appears in red		
Exc Award (06/30/2020, 06/30/2021, 06/30/2022)			Active	42	6	4	2	5.00%	41	2	4			R	M,SC	4		\$2,655.26
58673	CHIANGMAI PHET NAKORNPING	09/03/1996																
Exc Award (06/30/2018, 06/30/2019, 06/30/2020)																		
100398	CHIANGMAI RAJAPHRUCK	10/19/2007	Active	4	0	0	0	0.00%	3		11		4	N	T,VP	4		
Exc Award (06/30/2017, 06/30/2018, 06/30/2019)			Active	13	2	10	-8	-38.10%	21	2	4			N	P,S,M,VP,SC	N/A		\$127.61
154385	Chiangmai Rattana Nopburi	05/19/2023																
Exc Award (06/30/2019, 06/30/2020, 06/30/2021)																		
117751	CHIANGMAI SANKAMPAENG-MAE ON	09/13/2012	Active	8	5	2	3	60.00%	5	3	0		7	R	S,T,VP,SC	24+		
Exc Award (06/30/2019)			Status Quo(2)	3	0	7	-7	-70.00%	10	4	5	1	None		P,S,T,M,VP SC	N/R	90+ Days	
143931	Chiangmai Sanphisuea For Life	12/15/2020																
Exc Award (06/30/2022, 06/30/2024)																		
108286	CHIANGMAI SARAPHI	06/10/2010	Active	17	5	3	2	13.33%	15	3	0				VP	4		\$356.78
Exc Award (06/30/2022, 06/30/2024)			Active	18	0	0	0	0.00%	20		11			N		4		\$298.98
63102	CHIANGMAI SRIWICHAI	04/26/2000																
Exc Award (06/30/2017, 06/30/2019, 06/30/2020)																		
128038	Chiangmai Wiang Tha Kan-Sanpatong	06/21/2016	Active(1)	4	0	3	-3	-42.86%	8	1	0		None		P,T,M,VP	N/R		
97627	CHIANGMAI WIANGPING	10/09/2006	Active	16	2	0	2	14.29%	13		0			IP	T,VP	0		\$98.44
Exc Award (06/30/2019, 06/30/2020, 06/30/2021)			Active	9	5	12	-7	-43.75%	11	9	4			N	P,S	24+		\$1,294.28
25840	CHIENGMAI	01/22/1966																
Exc Award (06/30/2022, 06/30/2024)																		
31059	CHIENGMAI NAKORN PING	06/27/1975	Active	27	2	0	2	8.00%	25		4			N	P,T,VP	1		\$1,546.94
Exc Award (06/30/2016, 06/30/2017, 06/30/2018)			Active	48	7	2	5	11.63%	45	3	0			N	P,S,T,VP,SC	1		\$2,379.53
25848	LAMPANG	06/02/1969																
Exc Award (06/30/2021, 06/30/2023, 06/30/2024)																		
100399	LAMPHUN CHAMA DEVI	10/19/2007	Active	26	2	3	-1	-3.70%	25	2	0		2	N	T,VP,SC	4		\$339.10
Exc Award (06/30/2019, 06/30/2021, 06/30/2022)			Active	19	0	2	-2	-9.52%	20	1	0			R	VP,SC	1		\$1,111.98
25852	NONTHABURI	09/01/1971																
Exc Award (06/30/2016, 06/30/2019, 06/30/2020)																		
154138	Nonthaburi - Seeker Star Sports	05/31/2023	Active	7	6	4	2	40.00%	5	2	0		2		P,S,T,M,VP SC	N/A		



Club Health Assessment for District 310 A1 through May 2025

			Status	Membership							Reports					Finance	LCIF
Club Number	Club Name	Charter Date		Current Member Count	YTD Members Added	YTD Members Dropped	YTD Net Growth	YTD Net Growth%	Member Count 12 Months Ago	Avg. length of service for dropped members	Months Since Last MMR ***	Yrs. Since Last Officer Report	President Rotation	Vice President Reported ****	Months Since Last Activity Report ***	Account Balance	Donations for current Fiscal Year
			Number of times on status quo within last two years	If below 15 members appears				If net loss is greater than 20% appears			If no report in 3 months appears in	When more than one year appears in	Number of repeat terms	Notes the officers that do not have an active	If no report at 12 months appears in red		
59496	NONTHABURI SUAN-SUNANDHA	05/12/1997	Active	6	0	0	0	0.00%	6		13		7	S,T,M,VP,SC	N/R		
49581	UTHAI THANI	06/05/1989	Active	9	0	0	0	0.00%	9		12		2	N P,S,T,M,VP SC	24+		
Exc Award (06/30/2021)																	

Clubs Cancelled Previous Fiscal Year – Clubs Cancelled within last 12 months may be reinstated

Club Number	Club Name	Charter Date	Current Status*	Cancellation Date
152593	Chiang Mai Doisaket	09/08/2022	Cancelled(6*)	01/29/2024
128004	Maetang Chiangmai Sam Fang Gan	06/28/2016	Cancelled(6*)	10/29/2023

Current Total Clubs Count	YTD New Clubs Count	YTD Cancelled Clubs Count	YTD Net Club Gain	Current Total Members Count	YTD Add	YTD Drop	YTD Net Growth	YTD Net Growth %	Member Count 12 Months Ago	Average Member Count Per Club	% of Clubs with less than 20 members	% No MMR in 3 Months	% No Officer Report in 12 Months	% of Clubs with balance 90+ days	Number of Clubs in Status Quo	% Status Quo Clubs in Financial Suspension	Number of Cancelled Clubs	Average Cancelled Club Age	Members Lost Due to Cancellation	% of Clubs Cancelled for Non-Financial Reasons
47	1	0	1	771	127	124	3	0.39%	776	16	66%	55%	6%	4%	1	100%	0	0	0	0%

\* - P - Priority Club. Cancellation Reasons: 1-Objectives/conduct, 2-Non-active club, 5-Non-existing club, 6-Disbanding, 7-Merger, 8-Financial Suspension, 9-District/Multiple District Dues.  
\*\* - Abbreviation: P-President, S-Secretary, T-Treasurer, M-Member Chairperson, VP-First Vice President, MC-Communications Chairperson, SC-Service Chairperson  
\*\*\* - Abbreviation: N/R - Never reported using the Lions Clubs website, N/A - Not applicable, No password registered for the Lions Clubs website.  
\*\*\*\* - Abbreviation: N - New, IP - Immediate Past, R - Repeat.



# Club Health Assessment for District 310 A2 through May 2025

			Status	Membership							Reports					Finance	LCIF
Club Number	Club Name	Charter Date		Current Member Count	YTD Members Added	YTD Members Dropped	YTD Net Growth	YTD Net Growth%	Member Count 12 Months Ago	Avg. length of service for dropped members	Months Since Last MMR ***	Yrs. Since Last Officer Report	President Rotation	Vice President Reported ****	Months Since Last Activity Report ***	Account Balance	Donations for current Fiscal Year
			Number of times on status quo within last two years	If below 15 members appears				If net loss is greater than 20% appears			If no report in 3 months appears in	When more than one year appears in	Number of repeat terms	Notes the officers that do not have an active	If no report at 12 months appears in red		
Clubs less than two years old																	
174327	Bangkok Kaew Ngern Thong Bang Ramat	07/29/2024	Active	34	34	0	34	100.00%	0		9			N	T,VP,SC	4	\$100.06
171401	Bangkok Saimai	05/08/2024	Active	8	2	15	-13	-61.90%	21	1	5		2		S,M,VP,SC	4	
181702	Bangkok Suvarnabhumi 2025	04/08/2025	Newly Chartered	21	21	0	21	100.00%	0		1			N	T,M,VP,SC	N/R	
155356	Nakhonsawan Bueng Boraphet Exc Award (06/30/2024)	07/28/2023	Active	46	6	5	1	2.22%	48	1	1		2	R	M,SC	0	\$515.01
155175	Phetchabun Phet	07/26/2023	Cancelled(6*)	0	0	15	-15	-100.00%	15	3	5	1	None		P,S,T,M,VP SC	18	
Clubs more than two years old																	
48349	AMPHUR MUANG PRANGSAMYOD Exc Award (06/30/2017, 06/30/2021, 06/30/20	03/23/1988	Active	16	0	3	-3	-15.79%	19	11	1			R		0	\$291.72
147994	Bangkok Bangphrom	08/24/2021	Cancelled(6*)	0	0	2	-2	-100.00%	7	3	5		None		P,S,T,M,VP SC	19	
55815	BANGKOK BANTHAT-THONG Exc Award (06/30/2021)	06/09/1994	Active	7	1	2	-1	-12.50%	8	13	5		3		S,T,M,VP	7	\$95.54
117795	BANGKOK CHONGNONGSI Exc Award (06/30/2017, 06/30/2019, 06/30/20	09/07/2012	Active	16	6	0	6	60.00%	10		0			N	T,M,VP,SC	5	\$436.08
77704	BANGKOK DOME PRACHAND Exc Award (06/30/2021, 06/30/2022, 06/30/20	10/08/2003	Active	7	0	0	0	0.00%	7		0			N	S,T,VP,SC	4	
127781	Bangkok Hathairat Exc Award (06/30/2017, 06/30/2019, 06/30/20	06/06/2016	Active	20	7	0	7	53.85%	12		0			N	M,VP	5	
63624	BANGKOK MAITRIJIT Exc Award (06/30/2016, 06/30/2017, 06/30/20	10/16/2000	Active	8	0	3	-3	-27.27%	10	8	0		None	R	P,S	10	\$802.57
132197	Bangkok Onnut-Ladkrabang Exc Award (06/30/2020)	07/20/2017	Cancelled(6*)	0	0	1	-1	-100.00%	1	17	5		None		P,S,T,M,VP SC	24+	
55331	BANGKOK PLUBPLACHAI Exc Award (06/30/2016, 06/30/2021, 06/30/20	02/28/1994	Active	12	0	0	0	0.00%	12		9		2	R	M,VP,SC	7	\$1,268.75
54386	BANGKOK RATCHAPRASONG Exc Award (06/30/2017)	04/26/1993	Active	8	2	0	2	33.33%	7		3			N	M,SC	3	90+ Days \$2,927.40



# Club Health Assessment for District 310 A2 through May 2025

			Status	Membership							Reports					Finance		LCIF
Club Number	Club Name	Charter Date		Current Member Count	YTD Members Added	YTD Members Dropped	YTD Net Growth	YTD Net Growth%	Member Count 12 Months Ago	Avg. length of service for dropped members	Months Since Last MMR ***	Yrs. Since Last Officer Report	President Rotation	Vice President Reported ****	Months Since Last Activity Report ***	Account Balance	Donations for current Fiscal Year	
			Number of times on status quo within last two years	If below 15 members appears				If net loss is greater than 20% appears			If no report in 3 months appears in	When more than one year appears in	Number of repeat terms	Notes the officers that do not have an active	If no report at 12 months appears in red			
52468	BANGKOK RATCHATHEWI	02/03/1992	Active	29	5	1	4	16.00%	29	14	4		2	R	T,M,VP	7	90+ Days	\$4,520.86
	Exc Award (06/30/2016, 06/30/2017, 06/30/20																	
55705	BANGKOK RATCHAVITHI	05/16/1994	Active	14	0	0	0	0.00%	13		1		2	N	P,T,VP	7		\$5,085.68
	Exc Award (06/30/2016, 06/30/2017, 06/30/20																	
37721	BANGKOK SAMPHANTHAWONGSE	11/21/1979	Active	31	0	5	-5	-13.89%	37	5	0			N	S,VP	4		\$1,798.43
	Exc Award (06/30/2017, 06/30/2019, 06/30/20																	
54233	BANGKOK WANG-MAI	03/15/1993	Active	25	1	0	1	4.17%	32		1		2	R	P,T,VP	3	90+ Days	\$1,324.54
	Exc Award (06/30/2017, 06/30/2019, 06/30/20																	
51681	BANGKOK YANNAWA	05/20/1991	Active	23	0	27	-27	-54.00%	50	4	1			N	P,S,M	7		\$1,088.88
	Exc Award (06/30/2016, 06/30/2017, 06/30/20																	
124029	Chiangrai Chiangkhong	01/20/2015	Active	34	5	3	2	6.25%	31	7	0			N	S,T,M,VP,SC	4		\$1,266.30
	Exc Award (06/30/2016, 06/30/2017, 06/30/20																	
138502	Chiangrai Lanna	06/12/2019	Active	18	3	2	1	5.88%	16	1	0			N	P,T,VP,SC	1		\$98.44
55724	CHIANGRAI MAE-SAI	05/16/1994	Active	70	18	5	13	22.81%	57	11	3		2	N	P,S,VP	4		\$6,090.95
	Exc Award (06/30/2017, 06/30/2019, 06/30/20																	
25842	CHIENGRAI	12/08/1972	Active	33	12	5	7	26.92%	29	1	5			N	P,S,T,M,VP SC	1		\$254.78
	Exc Award (06/30/2021, 06/30/2024)																	
60860	DOKKUMTAI	06/08/1998	Active	16	1	3	-2	-11.11%	18	4	0		2	R	S,T,VP	6		
	Exc Award (06/30/2021)																	
49784	KHOKSAMRONG	07/10/1989	Active	31	1	0	1	3.33%	30		1			N	M	3		\$1,575.79
	Exc Award (06/30/2016, 06/30/2017, 06/30/20																	
25846	LOPBURI	07/10/1973	Active	25	0	1	-1	-3.85%	26	3	0			R	S,T,M,VP,SC	10		\$1,814.48
	Exc Award (06/30/2016, 06/30/2017, 06/30/20																	
51580	LOPBURI LUMNARAI	04/22/1991	Active	92	12	11	1	1.10%	91	6	0		2	R		7		\$1,112.41
	Exc Award (06/30/2016, 06/30/2019, 06/30/20																	
65029	LOPBURI SRI JOLASID	02/13/2002	Active	30	1	1	0	0.00%	30	32	1			N	S,M,VP,SC	5		\$1,505.24
	Exc Award (06/30/2016, 06/30/2019, 06/30/20																	
49580	MUANG SUKHOTHAI	06/06/1989	Active	10	2	1	1	11.11%	9	3	4				S,T,M,VP,SC	6		\$365.67
	Exc Award (06/30/2020, 06/30/2024)																	



# Club Health Assessment for District 310 A2 through May 2025

			Status	Membership							Reports					Finance		LCIF
Club Number	Club Name	Charter Date		Current Member Count	YTD Members Added	YTD Members Dropped	YTD Net Growth	YTD Net Growth%	Member Count 12 Months Ago	Avg. length of service for dropped members	Months Since Last MMR ***	Yrs. Since Last Officer Report	President Rotation	Vice President Reported ****	Months Since Last Activity Report ***	Account Balance	Donations for current Fiscal Year	
			Number of times on status quo within last two years	If below 15 members appears				If net loss is greater than 20% appears			If no report in 3 months appears in	When more than one year appears in	Number of repeat terms	Notes the officers that do not have an active	If no report at 12 months appears in red			
25851	NAKHON SAWAN Exc Award (06/30/2022)	07/07/1971	Active(2)	16	0	6	-6	-27.27%	22	31	5			R	T,M,VP	6	\$54.16	
49649	NAKHON SAWAN SIQUARE Exc Award (06/30/2016, 06/30/2021, 06/30/20	06/26/1989	Active	69	6	4	2	2.99%	67	12	1			N		1	\$1,647.78	
82291	NAKHONSAWAN MUANG PHRABANG Exc Award (06/30/2016, 06/30/2021, 06/30/20	05/05/2004	Active	37	3	0	3	8.82%	34		1			R	M	0	90+ Days \$550.35	
82762	NAKHONSAWAN PAKNAMPHO Exc Award (06/30/2012, 06/30/2017, 06/30/20	06/29/2004	Active	84	26	0	26	44.83%	64		1			N	P,M,VP,SC	0	\$2,828.20	
62738	NAKORNCHIANGRAI Exc Award (06/30/2016, 06/30/2019, 06/30/20	01/21/2000	Active	24	0	2	-2	-7.69%	26	23	5			R	P,S,VP,SC	6	\$2,273.35	
30799	NAN Exc Award (06/30/2016, 06/30/2021, 06/30/20	05/12/1975	Active	42	2	1	1	2.44%	45	40	3			N	P,S,T,M,VP SC	3	\$2,142.00	
57947	NAN CHIANGKLANG Exc Award (06/30/2019, 06/30/2021, 06/30/20	03/06/1996	Active(1)	22	2	1	1	4.76%	21	28	0		2	R	S,T,M,VP,SC	6		
152980	Pasan Nakhonsawan Exc Award (06/30/2024)	11/18/2022	Active	17	1	0	1	6.25%	16		0			N	T,M,VP,SC	0	\$29.17	
56062	PATHUMTHANI LUMLOOGGA Exc Award (06/30/2022)	08/29/1994	Active	5	0	2	-2	-28.57%	7	17	5		None		P,S,T,M,VP SC	6		
33384	PHAYAO Exc Award (06/30/2021, 06/30/2022, 06/30/20	02/23/1977	Active	31	2	0	2	6.90%	29		0		2	R	P,T,M,SC	3	\$98.44	
150711	Phichit Moral City Exc Award (06/30/2024)	05/09/2022	Active	32	3	1	2	6.67%	30	2	1			N	SC	0	\$503.54	
131404	Phitsanulok Songkhwaee Exc Award (06/30/2020, 06/30/2023)	06/19/2017	Active(1)	11	0	0	0	0.00%	12		11			R	M,SC	6	\$1,118.30	
36352	PHITSANULOK Exc Award (06/30/2016, 06/30/2019, 06/30/20	12/18/1978	Active	36	10	0	10	38.46%	34		0			R	P,T,M,VP,SC	5	\$6,770.81	
25856	PRAE Exc Award (06/30/2017, 06/30/2019, 06/30/20	06/23/1972	Active	57	4	0	4	7.55%	53		0			N	VP	6	\$4,072.58	
25862	SARABURI	11/20/1967	Active	18	1	6	-5	-21.74%	23	21	1		2	N	M,VP,SC	10	\$212.57	





## Club Health Assessment for District 310 A2 through May 2025

			Status	Membership							Reports					Finance	LCIF
Club Number	Club Name	Charter Date		Current Member Count	YTD Members Added	YTD Members Dropped	YTD Net Growth	YTD Net Growth%	Member Count 12 Months Ago	Avg. length of service for dropped members	Months Since Last MMR ***	Yrs. Since Last Officer Report	President Rotation	Vice President Reported ****	Months Since Last Activity Report ***	Account Balance	Donations for current Fiscal Year
			Number of times on status quo within last two years	If below 15 members appears				If net loss is greater than 20% appears			If no report in 3 months appears in	When more than one year appears in	Number of repeat terms	Notes the officers that do not have an active	If no report at 12 months appears in red		
Exc Award (06/30/2016, 06/30/2020, 06/30/2025)																	

Clubs Cancelled Previous Fiscal Year – Clubs Cancelled within last 12 months may be reinstated

Club Number	Club Name	Charter Date	Current Status*	Cancellation Date
150313	Bangkok Mahaisawan	03/30/2022	Cancelled(6*)	07/29/2023
139231	Nakhon Sawan Chonthawan	08/29/2019	Cancelled(6*)	08/29/2023

Current Total Clubs Count	YTD New Clubs Count	YTD Cancelled Clubs Count	YTD Net Club Gain	Current Total Members Count	YTD Add	YTD Drop	YTD Net Growth	YTD Net Growth %	Member Count 12 Months Ago	Average Member Count Per Club	% of Clubs with less than 20 members	% No MMR in 3 Months	% No Officer Report in 12 Months	% of Clubs with balance 90+ days	Number of Clubs in Status Quo	% Status Quo Clubs in Financial Suspension	Number of Cancelled Clubs	Average Cancelled Club Age	Members Lost Due to Cancellation	% of Clubs Cancelled for Non-Financial Reasons
42	2	3	-1	1,185	200	134	66	5.90%	1,158	28	40%	33%	0%	10%	0	0%	3	6	18	100%

\* - P - Priority Club. Cancellation Reasons: 1-Objectives/conduct, 2-Non-active club, 5-Non-existing club, 6-Disbanding, 7-Merger, 8-Financial Suspension, 9-District/Multiple District Dues.

\*\* - Abbreviation: P-President, S-Secretary, T-Treasurer, M-Member Chairperson, VP-First Vice President, MC-Communications Chairperson, SC-Service Chairperson

\*\*\* - Abbreviation: N/R - Never reported using the Lions Clubs website, N/A - Not applicable, No password registered for the Lions Clubs website.

\*\*\*\* - Abbreviation: N - New, IP - Immediate Past, R - Repeat.



# Club Health Assessment for District 310 B through May 2025

			Status	Membership						Reports					Finance		LCIF			
Club Number	Club Name	Charter Date		Current Member Count	YTD Members Added	YTD Members Dropped	YTD Net Growth	YTD Net Growth%	Member Count 12 Months Ago	Avg. length of service for dropped members	Months Since Last MMR ***	Yrs. Since Last Officer Report	President Rotation	Vice President Reported ****	Months Since Last Activity Report ***	Account Balance	Donations for current Fiscal Year			
			Number of times on status quo within last two years	If below 15 members appears					If net loss is greater than 20% appears					If no report in 3 months appears in	When more than one year appears in	Number of repeat terms	Notes the officers that do not have an active	If no report at 12 months appears in red		
Clubs less than two years old																				
179110	Hatyai Smart	12/12/2024	Active	26	26	0	26	100.00%	0		5			N	T,SC	N/R				
Clubs more than two years old																				
43801	BETONG	04/16/1984	Active	33	2	2	0	0.00%	33	14	0				M,VP,SC	9	\$342.72			
50858	CHUMPORN LANGSUAN	07/09/1990	Active	50	12	1	11	28.21%	44	24	0			N	P,S,T,M,VP SC	15	\$1,368.22			
Exc Award (06/30/2016, 06/30/2019, 06/30/20																				
49582	CHUMPORN SAIRI BEACH	06/05/1989	Active	38	2	2	0	0.00%	38	18	0			R	P,S,T,M,VP SC	10	\$1,389.42			
Exc Award (06/30/2018, 06/30/2023)																				
31060	HATYAI	06/27/1975	Active	57	15	17	-2	-3.39%	63	7	0			N		0	\$2,200.34			
Exc Award (06/30/2017, 06/30/2019, 06/30/20																				
61673	HATYAI HARMONY	03/22/1999	Active	43	0	6	-6	-12.24%	51	2	0			N	VP	8	\$208.45			
Exc Award (06/30/2016, 06/30/2018, 06/30/20																				
101649	KAOLAK ANDAMAN	03/31/2008	Active	42	8	0	8	23.53%	34		2				VP	6	\$3,097.99			
Exc Award (06/30/2017, 06/30/2019, 06/30/20																				
141748	Kolanta 2020	06/26/2020	Active	25	4	0	4	19.05%	21		0			R	VP,SC	4	\$336.49			
Exc Award (06/30/2024)																				
39089	KRABI	10/05/1980	Active	27	4	0	4	17.39%	23		0		2		P,T,M,VP,SC	14				
Exc Award (06/30/2018, 06/30/2019)																				
25847	NAKHON SI THAMMARAT	07/10/1973	Active(2)	6	0	0	0	0.00%	6		14	1	None		P,S,T,M,VP SC	N/R				
Exc Award (06/30/2019)																				
68705	NAKHONSITHAMMARAT MUANG LIGOR	04/30/2003	Active	11	9	13	-4	-26.67%	16	19	0				T,M,VP,SC	2	\$105.00			
Exc Award (06/30/2017, 06/30/2019, 06/30/20																				
53656	NAKHONSITHAMMARAT SRI NAKHON	09/08/1992	Active	54	5	4	1	1.89%	53	7	3			N	S,M	1	\$2,249.42			
Exc Award (06/30/2016, 06/30/2018, 06/30/20																				
36078	NARATHIWAT	09/27/1978	Active	30	0	0	0	0.00%	30		14			N	S,T,M,VP,SC	24+	\$326.70			
Exc Award (06/30/2020, 06/30/2022)																				
39465	NARATHIWAT SUNGAI KOLOK	02/27/1981	Active	23	2	2	0	0.00%	23	4	0				P,S,T,M,VP SC	24+	\$246.33			
Exc Award (06/30/2023)																				



# Club Health Assessment for District 310 B through May 2025

			Status	Membership							Reports					Finance		LCIF
Club Number	Club Name	Charter Date		Current Member Count	YTD Members Added	YTD Members Dropped	YTD Net Growth	YTD Net Growth%	Member Count 12 Months Ago	Avg. length of service for dropped members	Months Since Last MMR ***	Yrs. Since Last Officer Report	President Rotation	Vice President Reported ****	Months Since Last Activity Report ***	Account Balance	Donations for current Fiscal Year	
			Number of times on status quo within last two years	If below 15 members appears				If net loss is greater than 20% appears			If no report in 3 months appears in	When more than one year appears in	Number of repeat terms	Notes the officers that do not have an active	If no report at 12 months red			
35247	PATTANI	03/06/1978	Active(1)	18	1	0	1	5.88%	24		4		2	P,T,M,VP,SC	24+			
Exc Award (06/30/2017, 06/30/2020, 06/30/2025)																		
133492	Phang-Nga Centennial Kurabur	12/20/2017	Active	16	0	0	0	0.00%	16		14		5	R S,T,M,VP,SC	24+		\$2,372.28	
Exc Award (06/30/2020)																		
25854	PHUKET	09/01/1971	Active	47	8	3	5	11.90%	44	6	0		N	P,S,M,SC	0		\$4,578.10	
Exc Award (06/30/2017, 06/30/2018, 06/30/2025)																		
51274	PHUKET ANDAMAN SEA	02/05/1991	Active	12	0	1	-1	-7.69%	13	34	3		N	VP,SC	24+			
129211	Phuket Jungceylon	10/17/2016	Active(2)	19	20	1	19	100.00%	6	0	2			M,VP,SC	24+		\$145.86	
53626	PHUKET PEARL	08/24/1992	Active	23	6	5	1	4.55%	22	6	0		2	T,M,VP,SC	0		\$371.28	
Exc Award (06/30/2021, 06/30/2023)																		
32841	RANONG	10/19/1976	Active(1)	27	0	0	0	0.00%	27		14	1	None	P,S,T,M,VP SC	24+			
53627	RANONG RATANARANGSAN	08/24/1992	Active	40	2	3	-1	-2.44%	41	14	0		N	P,S,T,M,SC	24+		\$542.78	
Exc Award (06/30/2018, 06/30/2019, 06/30/2025)																		
44666	SADAO	02/18/1985	Active	47	2	5	-3	-6.00%	54	3	1			P,T,VP	0		\$2,706.81	
Exc Award (06/30/2016, 06/30/2017, 06/30/2025)																		
139786	Sadao Nice Angel	09/18/2019	Active	32	0	2	-2	-5.88%	35	4	0		N	P,T,M,VP,SC	1		\$1,092.02	
Exc Award (06/30/2020, 06/30/2021)																		
115242	SATREE SUNGAILKOLOK	10/18/2011	Active	18	0	0	0	0.00%	19		10		2	P,S,T,M,VP SC	24+		\$192.78	
Exc Award (06/30/2017)																		
25863	SONGKHLA	05/13/1967	Active	39	4	2	2	5.41%	37	11	2		N	T,VP	24+			
Exc Award (06/30/2017, 06/30/2020, 06/30/2025)																		
48879	SRISURATH	08/25/1988	Active	61	5	3	2	3.39%	59	17	0		R	P,T,M,VP	0		\$745.95	
Exc Award (06/30/2016, 06/30/2017, 06/30/2025)																		
30801	SURATTHANI	05/12/1975	Active	43	2	2	0	0.00%	47	14	0		N	P,T,M,VP,SC	8		\$506.44	
Exc Award (06/30/2016, 06/30/2017, 06/30/2025)																		
146555	Suratthani - Mueang Roi-Koh	06/07/2021	Active	22	1	4	-3	-12.00%	25	1	0		N	M	0	90+ Days	\$321.36	
Exc Award (06/30/2022, 06/30/2024)																		
120161	Suratthani Goodman Town	08/15/2013	Active	24	3	0	3	14.29%	24		7		N	VP	9			
Exc Award (06/30/2018, 06/30/2021, 06/30/2025)																		



## Club Health Assessment for District 310 B through May 2025

			Status		Membership						Reports					Finance		LCIF		
Club Number	Club Name	Charter Date			Current Member Count	YTD Members Added	YTD Members Dropped	YTD Net Growth	YTD Net Growth%	Member Count 12 Months Ago	Avg. length of service for dropped members	Months Since Last MMR ***	Yrs. Since Last Officer Report	President Rotation	Vice President Reported ****	Months Since Last Activity Report ***	Account Balance	Donations for current Fiscal Year		
			Number of times on status quo within last two years		If below 15 members appears				If net loss is greater than 20% appears			If no report in 3 months appears in	When more than one year appears in	Number of repeat terms		Notes the officers that do not have an active	If no report at 12 months appears in red			
53658	SURATTHANI SRIWICHAI PUNPIN	09/08/1992	Active		27	0	3	-3	-10.00%	30	2	0			N	P,T,M,VP,SC	14		\$540.02	
Exc Award (06/30/2017, 06/30/2019, 06/30/2020)																				
56088	SURATTHANI SUTHANI	09/14/1994	Active		28	2	0	2	7.69%	26		0			N	P,S,T,M,VP SC	7		\$175.03	
Exc Award (06/30/2017, 06/30/2019, 06/30/2020)																				
46659	TAKHAM PUNPIN	11/06/1986	Active		20	2	0	2	11.11%	18		5			N	P,T,M,VP,SC	16		\$604.58	
Exc Award (06/30/2019, 06/30/2020, 06/30/2020)																				
30802	TAKUAPA	05/12/1975	Active		29	2	2	0	0.00%	29	6	1			R	S,T,M,VP	9		\$321.38	
Exc Award (06/30/2016, 06/30/2017, 06/30/2020)																				
42111	THUNG SONG	12/06/1982	Active		72	5	3	2	2.86%	70	17	0			N	T,VP,SC	0		\$3,625.61	
Exc Award (06/30/2016, 06/30/2017, 06/30/2020)																				
136652	Thung Song Ratchadachaleamrat	11/05/2018	Active		16	3	0	3	23.08%	13		0				S,T,M,VP,SC	14		\$160.65	
25866	TRANG	01/15/1974	Active		34	7	2	5	17.24%	37	21	0			R		0		\$1,307.27	
Exc Award (06/30/2020)																				
132647	Trang City	09/25/2017	Active		28	9	0	9	47.37%	21		0			R	P,T,SC	0		\$461.09	
Exc Award (06/30/2021, 06/30/2023)																				
53583	TRANG SRITRANG	08/10/1992	Active		46	9	2	7	17.95%	40	19	0				T,M,VP,SC	8		\$888.33	
Exc Award (06/30/2016, 06/30/2018, 06/30/2020)																				
35249	YALA	03/06/1978	Active		22	1	0	1	4.76%	21		2		2		T,M,VP,SC	24+			
Exc Award (06/30/2017, 06/30/2018, 06/30/2020)																				
Current Total Clubs Count	YTD New Clubs Count	YTD Cancelled Clubs Count	YTD Net Club Gain	Current Total Members Count	YTD Add	YTD Drop	YTD Net Growth	YTD Net Growth %	Member Count 12 Months Ago	Average Member Count Per Club	% of Clubs with less than 20 members	% No MMR in 3 Months	% No Officer Report in 12 Months	% of Clubs with balance 90+ days	Number of Clubs in Status Quo	% Status Quo Clubs in Financial Suspension	Number of Cancelled Clubs	Average Cancelled Club Age	Members Lost Due to Cancellation	% of Clubs Cancelled for Non-Financial Reasons
40	1	0	1	1,275	183	90	93	7.87%	1,233	32	20%	28%	5%	3%	0	0%	0	0	0	0%

\* - P - Priority Club. Cancellation Reasons: 1-Objectives/conduct, 2-Non-active club, 5-Non-existing club, 6-Disbanding, 7-Merger, 8-Financial Suspension, 9-District/Multiple District Dues.

\*\* - Abbreviation: P-President, S-Secretary, T-Treasurer, M-Member Chairperson, VP-First Vice President, MC-Communications Chairperson, SC-Service Chairperson

\*\*\* - Abbreviation: N/R - Never reported using the Lions Clubs website, N/A - Not applicable, No password registered for the Lions Clubs website.

\*\*\*\* - Abbreviation: N - New, IP - Immediate Past, R - Repeat.




# Club Health Assessment for District 310 C through May 2025

			Status	Membership							Reports					Finance		LCIF			
Club Number	Club Name	Charter Date		Current Member Count	YTD Members Added	YTD Members Dropped	YTD Net Growth	YTD Net Growth%	Member Count 12 Months Ago	Avg. length of service for dropped members	Months Since Last MMR ***	Yrs. Since Last Officer Report	President Rotation	Vice President Reported ****	Months Since Last Activity Report ***	Account Balance	Donations for current Fiscal Year				
			Number of times on status quo within last two years	If below 15 members appears					If net loss is greater than 20% appears						If no report in 3 months appears in	When more than one year appears in	Number of repeat terms	Notes the officers that do not have an active	If no report at 12 months appears in red		
Clubs less than two years old																					
182172	Chonburi Phanthong	05/08/2025	Newly Chartered	20	20	0	20	100.00%	0		0				VP,SC	0					
Clubs more than two years old																					
39088	BANGKOK BUA LUANG	11/04/1980	Active	58	5	0	5	9.43%	58		0			N	M,SC	2		\$6,742.08			
Exc Award (06/30/2016, 06/30/2017, 06/30/20																					
30842	BANGKOK CHAO PRAYA	05/19/1975	Active	142	10	8	2	1.43%	119	25	0			N	S,T,M,VP,SC	3		\$2,525.77			
Exc Award (06/30/2016, 06/30/2018, 06/30/20																					
32840	BANGKOK COSMOPOLITAN	10/12/1976	Active	17	0	0	0	0.00%	18		10		12		M,VP,SC	16		\$13,366.17			
Exc Award (06/30/2017, 06/30/2023)																					
37497	BANGKOK LAEMTHONG	08/27/1979	Active	22	3	2	1	4.76%	24	1	0				S,M,VP,SC	8		\$2,323.33			
Exc Award (06/30/2019, 06/30/2021, 06/30/20																					
58798	BANGKOK NIMIT MAI	10/25/1996	Active	24	0	0	0	0.00%	28		11			N	M,VP	9		\$2,634.65			
Exc Award (06/30/2016, 06/30/2017, 06/30/20																					
25834	BANGKOK PRAMAHANAKORN	05/14/1968	Active	27	2	5	-3	-10.00%	29	8	4		3		T,M,VP,SC	2	90+ Days	\$1,667.42			
Exc Award (06/30/2016, 06/30/2018, 06/30/20																					
135320	Bangkok Pramahanakorn 2018	06/22/2018	Active	9	0	3	-3	-25.00%	14	4	0			N	S,SC	3		\$1,890.17			
Exc Award (06/30/2019, 06/30/2021, 06/30/20																					
61022	BANGKOK RAJANAGARINDRA	07/07/1998	Active	17	3	1	2	13.33%	15	4	2		2		P,S,M,VP,SC	5		\$794.48			
Exc Award (06/30/2019, 06/30/2020, 06/30/20																					
67171	BANGKOK RATANACHART	01/23/2003	Active	7	0	0	0	0.00%	7		0				M,VP,SC	8		\$1,252.08			
Exc Award (06/30/2017, 06/30/2021, 06/30/20																					
25837	BANGKOK RATANAKOSIN	11/11/1967	Active	18	0	0	0	0.00%	19		9				T,M,VP,SC	3		\$2,095.14			
Exc Award (06/30/2017, 06/30/2019, 06/30/20																					
122498	Bangkok Sukhumvit	06/26/2014	Active	18	2	0	2	12.50%	17		1			N		0		\$195.86			
Exc Award (06/30/2018, 06/30/2019, 06/30/20																					
40175	BANGKOK SUPHANNAHONG	06/24/1981	Active	29	6	1	5	20.83%	27	12	0			R		2		\$621.35			
Exc Award (06/30/2018, 06/30/2019, 06/30/20																					
67170	BANGKOK UDOMSUK	01/23/2003	Active	10	0	0	0	0.00%	10		14			R	M,VP,SC	5		\$296.70			



# Club Health Assessment for District 310 C through May 2025

			Status	Membership						Reports					Finance	LCIF	
Club Number	Club Name	Charter Date		Current Member Count	YTD Members Added	YTD Members Dropped	YTD Net Growth	YTD Net Growth%	Member Count 12 Months Ago	Avg. length of service for dropped members	Months Since Last MMR ***	Yrs. Since Last Officer Report	President Rotation	Vice President Reported ****	Months Since Last Activity Report ***	Account Balance	Donations for current Fiscal Year
			Number of times on status quo within last two years	If below 15 members appears				If net loss is greater than 20% appears			If no report in 3 months appears in	When more than one year appears in	Number of repeat terms	Notes the officers that do not have an active	If no report at 12 months appears in red		
Exc Award (06/30/2017, 06/30/2018, 06/30/2020)																	
136764	Bangkok Udomsuk 2018	11/09/2018	Active	18	3	0	3	20.00%	15		9			S,M,VP,SC	1		\$110.35
Exc Award (06/30/2019, 06/30/2020, 06/30/2022)																	
25839	CHA CHEONG SAO	07/10/1973	Active	73	11	10	1	1.39%	72	12	3			M,VP,SC	6	90+ Days	\$249.39
Exc Award (06/30/2017, 06/30/2019, 06/30/2020)																	
60736	CHACHOENG SAO KLONGSUAN	05/06/1998	Active	13	2	0	2	18.18%	9		1		3	M,VP,SC	4	90+ Days	\$164.27
Exc Award (06/30/2018, 06/30/2022, 06/30/2024)																	
25838	CHANTHABURI	04/06/1972	Active	49	0	4	-4	-7.55%	53	17	3			N T,SC	2		\$849.99
Exc Award (06/30/2016, 06/30/2017, 06/30/2020)																	
53308	CHANTHABURI MUANGCHANT	06/01/1992	Active	92	6	4	2	2.22%	90	17	0			IP	0		\$2,297.98
Exc Award (06/30/2016, 06/30/2018, 06/30/2020)																	
25843	CHONBURI	01/22/1964	Active	33	0	2	-2	-5.71%	35	37	5		4	M,VP,SC	12		
Exc Award (06/30/2016, 06/30/2020)																	
48192	CHONBURI BANGPLASOI	02/23/1988	Active	22	2	2	0	0.00%	22	22	2		2	R T,M,VP,SC	7		\$385.67
Exc Award (06/30/2017, 06/30/2018, 06/30/2020)																	
50043	CHONBURI BANGSAEN	12/12/1989	Active	34	1	0	1	3.03%	39		9			P,T,M,VP,SC	0		\$429.68
Exc Award (06/30/2019, 06/30/2020)																	
82761	CHONBURI PANUSNIKOM	06/29/2004	Active	15	18	20	-2	-11.76%	16	3	0			S,M,VP,SC	1		\$4,585.30
Exc Award (06/30/2016, 06/30/2018, 06/30/2020)																	
50102	CHONBURI PHRATUMNAK PATTAYA	01/03/1990	Active	28	6	1	5	21.74%	30	28	0		3	R T,M,VP,SC	0		\$514.62
Exc Award (06/30/2018, 06/30/2019, 06/30/2020)																	
54538	CHONBURI SRIRACHA	05/28/1993	Active	22	7	5	2	10.00%	20	4	0			N M	0		\$266.34
Exc Award (06/30/2017, 06/30/2019, 06/30/2020)																	
50394	CHONBURI VACHIRAPRAKARN	04/09/1990	Active	40	5	10	-5	-11.11%	45	14	1			N M	1		\$5,910.69
Exc Award (06/30/2016, 06/30/2017, 06/30/2020)																	
38719	MUANG KHLUNG L C	06/12/1980	Active	19	3	0	3	18.75%	17		8		2	M,VP,SC	3		\$662.96
Exc Award (06/30/2017, 06/30/2018, 06/30/2020)																	
64778	NAKLUA - PATTAYA	11/13/2001	Active	25	3	0	3	13.64%	22		0			IP S,M,VP,SC	0		\$160.65



# Club Health Assessment for District 310 C through May 2025

			Status	Membership							Reports					Finance		LCIF	
Club Number	Club Name	Charter Date		Current Member Count	YTD Members Added	YTD Members Dropped	YTD Net Growth	YTD Net Growth%	Member Count 12 Months Ago	Avg. length of service for dropped members	Months Since Last MMR ***	Yrs. Since Last Officer Report	President Rotation	Vice President Reported ****	Months Since Last Activity Report ***	Account Balance	Donations for current Fiscal Year		
			Number of times on status quo within last two years	If below 15 members appears					If net loss is greater than 20% appears					If no report in 3 months appears in	When more than one year appears in	Number of repeat terms	Notes the officers that do not have an active	If no report at 12 months appears in red	
Exc Award (06/30/2018, 06/30/2021)																			
44392	PATTAYA	11/09/1984	Active	22	4	2	2	10.00%	19	10	0			T,M,VP,SC	1		\$5,925.09		
Exc Award (06/30/2016, 06/30/2021, 06/30/2022)																			
105536	PATTAYA BANGLAMUNG	05/19/2009	Active	29	14	9	5	20.83%	24	2	0		N	T,M	0	90+ Days	\$198.78		
Exc Award (06/30/2017, 06/30/2019, 06/30/2022)																			
107168	PATTAYA NONGPRUE	01/04/2010	Active	32	1	8	-7	-17.95%	39	10	5		N	S,T,M,VP,SC	10		\$1,413.36		
Exc Award (06/30/2018, 06/30/2020, 06/30/2022)																			
140947	Pattaya Pong	03/09/2020	Active	20	5	0	5	33.33%	13		7		2	M,VP,SC	7		\$628.72		
Exc Award (06/30/2021, 06/30/2024)																			
130780	Pattaya Sattahip	04/26/2017	Active	22	2	0	2	10.00%	20		0		R	VP,SC	3		\$1,981.78		
Exc Award (06/30/2018, 06/30/2019, 06/30/2022)																			
99940	PATTAYA TAKSIN	07/09/2007	Active	20	0	3	-3	-13.04%	20	9	6		N	T,VP,SC	9		\$993.86		
Exc Award (06/30/2016, 06/30/2018, 06/30/2022)																			
25855	PRACHIN-BURI	01/15/1974	Active	20	8	0	8	66.67%	12		0		2	P,S,T,M,VP SC	0		\$249.72		
Exc Award (06/30/2019, 06/30/2021)																			
60873	PRACHINBURI LAKMUANG	06/11/1998	Active	0	3	8	-5	-100.00%	5	6	0		None	P,S,T,M,VP SC	1		\$166.48		
127839	Rayong	06/08/2016	Cancelled(8*)	0	0	12	-12	-100.00%	12	6	5		None	P,S,T,M,VP SC	24+	90+ Days			
66404	RAYONG MABTAPUD MUANGMAI	06/28/2002	Active	7	0	0	0	0.00%	7		14		16	T,M,VP,SC	24+				
49951	SAKAEW ARANYAPRATHET	11/08/1989	Active	55	12	2	10	22.22%	39	0	0		R	T,M,SC	3	90+ Days	\$1,026.86		
Exc Award (06/30/2017, 06/30/2020, 06/30/2022)																			
25859	SAMUTPRAKARN	03/19/1967	Active	3	0	2	-2	-40.00%	5	26	8		2	T,M,VP,SC	24+				
Exc Award (06/30/2021)																			
60826	SAMUTPRAKARN BANGPLEE	06/01/1998	Active	11	0	3	-3	-21.43%	14	16	5		11	T,M,VP,SC	9				
Exc Award (06/30/2020, 06/30/2021, 06/30/2022)																			
50268	SAMUTPRAKARN SRINAKHARINDRA	03/06/1990	Active(2)	5	4	1	3	150.00%	13	21	7		2	M,VP,SC	24+				
Exc Award (06/30/2019, 06/30/2021)																			
66301	SATTAHIP CHONBURI	06/28/2002	Active	6	3	1	2	50.00%	4	4	7		2	T,M,VP,SC	0				
Exc Award (06/30/2021)																			





## Club Health Assessment for District 310 C through May 2025

			Status	Membership							Reports				Finance	LCIF	
Club Number	Club Name	Charter Date		Current Member Count	YTD Members Added	YTD Members Dropped	YTD Net Growth	YTD Net Growth%	Member Count 12 Months Ago	Avg. length of service for dropped members	Months Since Last MMR ***	Yrs. Since Last Officer Report	President Rotation	Vice President Reported ****	Months Since Last Activity Report ***	Account Balance	Donations for current Fiscal Year
			Number of times on status quo within last two years	If below 15 members appears				If net loss is greater than 20% appears			If no report in 3 months appears in	When more than one year appears in	Number of repeat terms	Notes the officers that do not have an active	If no report at 12 months appears in red		
25865	TRAD	06/23/1972	Active	31	2	0	2	6.90%	30		0			N SC	3		\$1,113.59
Exc Award (06/30/2018, 06/30/2019, 06/30/20)																	

Clubs Cancelled Previous Fiscal Year – Clubs Cancelled within last 12 months may be reinstated

Club Number	Club Name	Charter Date	Current Status*	Cancellation Date
52032	CHANTHABURI TARKSIN	09/23/1991	Cancelled(6*)	01/29/2024

Current Total Clubs Count	YTD New Clubs Count	YTD Cancelled Clubs Count	YTD Net Club Gain	Current Total Members Count	YTD Add	YTD Drop	YTD Net Growth	YTD Net Growth %	Member Count 12 Months Ago	Average Member Count Per Club	% of Clubs with less than 20 members	% No MMR in 3 Months	% No Officer Report in 12 Months	% of Clubs with balance 90+ days	Number of Clubs in Status Quo	% Status Quo Clubs in Financial Suspension	Number of Cancelled Clubs	Average Cancelled Club Age	Members Lost Due to Cancellation	% of Clubs Cancelled for Non-Financial Reasons
43	1	1	0	1,184	176	129	47	4.13%	1,146	28	40%	44%	0%	12%	0	0%	1	41	12	0%

\* - P - Priority Club. Cancellation Reasons: 1-Objectives/conduct, 2-Non-active club, 5-Non-existing club, 6-Disbanding, 7-Merger, 8-Financial Suspension, 9-District/Multiple District Dues.

\*\* - Abbreviation: P-President, S-Secretary, T-Treasurer, M-Member Chairperson, VP-First Vice President, MC-Communications Chairperson, SC-Service Chairperson

\*\*\* - Abbreviation: N/R - Never reported using the Lions Clubs website, N/A - Not applicable, No password registered for the Lions Clubs website.

\*\*\*\* - Abbreviation: N - New, IP - Immediate Past, R - Repeat.



# Club Health Assessment for District 310 D through May 2025

Club Number	Club Name	Charter Date	Status	Membership							Reports					Finance	LCIF
				Current Member Count	YTD Members Added	YTD Members Dropped	YTD Net Growth	YTD Net Growth%	Member Count 12 Months Ago	Avg. length of service for dropped members	Months Since Last MMR ***	Yrs. Since Last Officer Report	President Rotation	Vice President Reported ****	Months Since Last Activity Report ***	Account Balance	Donations for current Fiscal Year
			Number of times on status quo within last two years	If below 15 members appears				If net loss is greater than 20% appears			If no report in 3 months appears in	When more than one year appears in	Number of repeat terms	Notes the officers that do not have an active	If no report at 12 months red		
<b>Clubs less than two years old</b>																	
178540	Bangkok Nongkhaem Pattana	09/18/2024	Active	15	25	10	15	100.00%	0	1	0			N	VP,SC	3	
178301	Bangkok Rattanakosin 2024	09/10/2024	Active	16	20	4	16	100.00%	0	0	0				T,M,VP,SC	N/R	
157994	Bangkok Siam Ratchathani	04/23/2024	Active	41	21	3	18	78.26%	22	7	1		2	R	S,T,M,VP,SC	1	\$2,321.72
	Exc Award (06/30/2024)																
154342	Bangkok Tha Prachan	06/23/2023	Active	15	0	11	-11	-42.31%	21	2	0		3	N	S,T,M,VP,SC	N/R	
157268	Bangkok Thai Punsook	01/30/2024	Active	21	0	4	-4	-16.00%	25	1	0		2	R	T,M,VP,SC	N/A	\$27.00
	Exc Award (06/30/2024)																
171715	Banlaem - Bangtabun Phetchaburi	06/21/2024	Active	15	0	6	-6	-28.57%	0	1	5			N	T,M,SC	N/R	
171937	Muang Prachuabkhirikhan	06/21/2024	Active(1)	27	2	0	2	8.00%	0		10		2	R	T,M,VP,SC	N/A	
<b>Clubs more than two years old</b>																	
132333	Bangkok Bangbon 2017	08/04/2017	Active(1)	4	0	0	0	0.00%	7		8		2		P,S,T,M,VP SC	N/R	
49546	BANGKOK BANGKHUNTHIEN	05/26/1989	Active	24	4	14	-10	-29.41%	35	2	0			N	P,T,M,VP,SC	24+	\$206.00
	Exc Award (06/30/2016, 06/30/2017, 06/30/20)																
42223	BANGKOK CENTER	01/27/1983	Active	8	0	0	0	0.00%	8		14		7		P,M,VP,SC	N/R	
	Exc Award (06/30/2023)																
149296	Bangkok Chanpradit	01/04/2022	Cancelled(6*)	0	0	0	0	0.00%	11		10	1	None		P,S,T,M,VP SC	24+	
50101	BANGKOK CHOMTHONG	01/16/1990	Active	33	3	0	3	10.00%	30		9			N	P,M,VP	15	\$668.52
	Exc Award (06/30/2021, 06/30/2023)																
39828	BANGKOK EAST	04/29/1981	Active	17	0	4	-4	-19.05%	20	2	0		2	N	T,VP,SC	24+	\$1,300.00
	Exc Award (06/30/2018, 06/30/2021)																
135236	Bangkok Ekkachai	06/18/2018	Active(1)	4	7	6	1	33.33%	3	7	0				P,T,M,VP,SC	N/R	\$2.70
128898	Bangkok Kanchanapisek	09/15/2016	Active	20	0	0	0	0.00%	20		0		2	R	VP	24+	\$2,156.97
	Exc Award (06/30/2017, 06/30/2023)																
40382	BANGKOK MAJESTIC	09/23/1981	Active	14	0	0	0	0.00%	14		8			N	P,VP,SC	24+	\$100.00
	Exc Award (06/30/2020, 06/30/2021)																
25835	BANGKOK METROPOLITAN	03/19/1967	Active	40	1	2	-1	-2.44%	43	4	1			R	P,S,T,M,VP SC	24+	\$514.20



# Club Health Assessment for District 310 D through May 2025

			Status	Membership							Reports					Finance		LCIF
Club Number	Club Name	Charter Date		Current Member Count	YTD Members Added	YTD Members Dropped	YTD Net Growth	YTD Net Growth%	Member Count 12 Months Ago	Avg. length of service for members	Months Since Last MMR ***	Yrs. Since Last Officer Report	President Rotation	Vice President Reported ****	Months Since Last Activity Report ***	Account Balance	Donations for current Fiscal Year	
			Number of times on status quo within last two years	If below 15 members appears				If net loss is greater than 20% appears			If no report in 3 months appears in	When more than one year appears in	Number of repeat terms	Notes the officers that do not have an active	If no report at 12 months appears in red			
Exc Award (06/30/2016, 06/30/2020, 06/30/2022)	149275 Bangkok Petchkasem 2021	01/05/2022	Active	39	3	1	2	5.41%	26	3	0			N	P,VP,SC	19	\$206.00	
Exc Award (06/30/2022, 06/30/2024)	43924 BANGKOK PIN KLAO	05/11/1984	Active	20	7	2	5	33.33%	18	13	5			R	P,T,VP,SC	24+	\$1,081.56	
Exc Award (06/30/2017, 06/30/2020, 06/30/2022)	52572 BANGKOK PRA NA-ANG KLAO	02/25/1992	Active	13	2	4	-2	-13.33%	15	6	0		2	R	P,S,T,SC	24+	\$8.15	
Exc Award (06/30/2017, 06/30/2018, 06/30/2022)	64652 BANGKOK PRANAKORN	08/23/2001	Active	32	2	0	2	6.67%	30		4			R	T,VP	23	\$4,411.67	
Exc Award (06/30/2018, 06/30/2021, 06/30/2022)	95270 BANGKOK PRARAM 9 RIVER	02/08/2006	Active	16	0	0	0	0.00%	17		11		2	N	T,VP	19	\$1,030.00	
Exc Award (06/30/2017, 06/30/2018)	134789 Bangkok Rama II Ratchamontri	05/18/2018	Active	8	0	2	-2	-20.00%	8	7	5		2	R	T,VP	8	\$158.34	
Exc Award (06/30/2023, 06/30/2024)	97397 BANGKOK RAMKHAMHAENG MISSION D	06/27/2006	Active	7	0	0	0	0.00%	7		14		14		T,M,VP,SC	24+		
	135237 Bangkok Ratchaphruek	06/20/2018	Active	5	0	4	-4	-44.44%	6	1	5		None	N	P,S,T,M,VP SC	N/R		
	53853 BANGKOK SANTIPARB	11/24/1992	Active	28	2	1	1	3.70%	27	23	0		3	R	P,S,T,VP	24+	\$4,428.23	
Exc Award (06/30/2016, 06/30/2018, 06/30/2022)	51797 BANGKOK SAWASDEE	06/19/1991	Active	13	2	0	2	18.18%	11		0		2	R	S,T,M,SC	20		
Exc Award (06/30/2023)	132196 Bangkok Siam Centennial	07/18/2017	Active	24	3	6	-3	-11.11%	27	8	4			N	P,T,M,VP,SC	24+	\$100.00	
Exc Award (06/30/2018, 06/30/2023)	42010 BANGKOK TAKSIN	11/29/1982	Active(1)	30	10	0	10	50.00%	20		10				P,S,T,M,VP	24+	\$34.57	
Exc Award (06/30/2017, 06/30/2020, 06/30/2022)	62250 BANGKOK TALING CHAN D-THAI	06/30/1999	Active	41	0	0	0	0.00%	41		10			N	S,T,M,VP,SC	16	\$3,411.00	
Exc Award (06/30/2017, 06/30/2021, 06/30/2022)	126282 Bangkok Thawi Watthana 2015	11/30/2015	Active	11	10	15	-5	-31.25%	64	7	3				P,S,T,M,VP SC	15		
Exc Award (06/30/2017, 06/30/2018, 06/30/2022)	66596 BANGKOK VASUGREE	09/04/2002	Active	19	0	0	0	0.00%	19		11			N	P,VP,SC	21	\$100.00	



# Club Health Assessment for District 310 D through May 2025

			Status	Membership							Reports					Finance		LCIF
Club Number	Club Name	Charter Date		Current Member Count	YTD Members Added	YTD Members Dropped	YTD Net Growth	YTD Net Growth%	Member Count 12 Months Ago	Avg. length of service for dropped members	Months Since Last MMR ***	Yrs. Since Last Officer Report	President Rotation	Vice President Reported ****	Months Since Last Activity Report ***	Account Balance	Donations for current Fiscal Year	
			Number of times on status quo within last two years	If below 15 members appears				If net loss is greater than 20% appears			If no report in 3 months appears in	When more than one year appears in	Number of repeat terms	Notes the officers that do not have an active	If no report at 12 months appears in red			
Exc Award (06/30/2017, 06/30/2023)																		
56989	BANGKOK VONGVIANYAI	05/30/1995	Active	11	3	0	3	37.50%	8		2			S,T,M,VP	24+		\$219.50	
Exc Award (06/30/2023)																		
47853	BANGKOK WANGCHAN	11/04/1987	Active	15	0	6	-6	-28.57%	21	2	5		2	P,T,VP	11		\$148.37	
Exc Award (06/30/2018, 06/30/2021, 06/30/2022, 06/30/2023)																		
126154	Bangkok Wangson Pranakorn	11/16/2015	Active	7	0	0	0	0.00%	8		11		2	R	P,S,M,VP,SC	24+		
Exc Award (06/30/2022, 06/30/2023)																		
47009	BANGPAE RATCHABURI	03/04/1987	Active	12	1	0	1	9.09%	11		0			P,M,VP,SC	N/R			
84365	DANCHANG SUPHANBURI	11/01/2004	Active	25	5	0	5	25.00%	17		2			P,T,M,VP,SC	0		\$132.17	
Exc Award (06/30/2023)																		
25844	DHONBURI	01/19/1968	Active	15	3	0	3	25.00%	12		2			R	VP,SC	24+	\$260.37	
Exc Award (06/30/2020)																		
52573	DHONBURI RA TA NA	02/25/1992	Active	8	1	2	-1	-11.11%	9	16	0			P,VP,SC	24+		\$103.00	
109485	HUA HIN	10/11/2010	Active	21	6	10	-4	-16.00%	15	3	4			N	S,T,M,VP,SC	24+		
25849	KANCHANABURI	06/23/1972	Active	29	0	2	-2	-6.45%	30	4	5			N	P,T,M,VP,SC	24+	\$24.30	
Exc Award (06/30/2020, 06/30/2021)																		
100281	KANCHANABURI TALADKHED	09/28/2007	Active	18	4	3	1	5.88%	18	14	5		2	R	T,M,VP,SC	N/R		
Exc Award (06/30/2020, 06/30/2024)																		
84645	KANCHANABURI THAMAKAKARN	01/04/2005	Active	42	2	0	2	5.00%	42		0			N	T,VP	9	\$202.06	
Exc Award (06/30/2016, 06/30/2017, 06/30/2020)																		
30122	KRUNGDHON	01/13/1975	Active	5	0	0	0	0.00%	6		3				P,M,VP,SC	24+		
106555	LAKMUANG RATCHABURI	09/08/2009	Active	6	0	0	0	0.00%	6		14		None		P,S,M,VP,SC	24+		
103252	MAHANAKORN BANGKOK NEW CENTURY	06/30/2008	Active	11	0	0	0	0.00%	20		11		2		P,S,T,M,VP SC	24+		
102584	MUANG CHAAM PHETCHABURI	06/23/2008	Active	21	4	1	3	16.67%	15	7	0		2	R	P,M,VP,SC	24+		
Exc Award (06/30/2024)																		
40046	NAKORN PATHOM	06/11/1981	Active	20	4	1	3	17.65%	15	44	0		2	N	M,VP	3		
Exc Award (06/30/2016, 06/30/2017, 06/30/2020)																		



# Club Health Assessment for District 310 D through May 2025

			Status	Membership							Reports					Finance		LCIF
Club Number	Club Name	Charter Date		Current Member Count	YTD Members Added	YTD Members Dropped	YTD Net Growth	YTD Net Growth%	Member Count 12 Months Ago	Avg. length of service for dropped members	Months Since Last MMR ***	Yrs. Since Last Officer Report	President Rotation	Vice President Reported ****	Months Since Last Activity Report ***	Account Balance	Donations for current Fiscal Year	
			Number of times on status quo within last two years	If below 15 members appears				If net loss is greater than 20% appears			If no report in 3 months appears in	When more than one year appears in	Number of repeat terms	Notes the officers that do not have an active	If no report at 12 months appears in red			
31772	PHETCHABURI	02/20/1976	Active	30	1	2	-1	-3.23%	31	28	8		2	P,T,M,VP,SC	24+			
	Exc Award (06/30/2023)																	
53930	PHETCHABURI MUANGPHET	12/28/1992	Active	30	0	0	0	0.00%	25		1		2	R T,VP,SC	24+		\$69.14	
	Exc Award (06/30/2016, 06/30/2018, 06/30/2020)																	
52707	PHETCHABURI NAKORNKIREE	03/18/1992	Active	21	4	1	3	16.67%	20	8	4			R P,S,M,VP,SC	24+			
	Exc Award (06/30/2017)																	
50768	PHETCHABURI TAYANG	06/26/1990	Active	18	0	1	-1	-5.26%	13	19	0		3	N P,S,T,M,VP SC	N/R			
	Exc Award (06/30/2024)																	
43663	POTARAM RATCHABURI	03/14/1984	Active	21	2	1	1	5.00%	20	5	10			N P,S,T,VP	4			
	Exc Award (06/30/2020, 06/30/2021, 06/30/2022)																	
129168	RASPAKDI HUA HIN	10/31/2016	Active	13	8	8	0	0.00%	11	2	0			S,T,M,VP,SC	22		\$103.00	
33906	RATCHABURI	05/17/1977	Active	10	0	0	0	0.00%	10		14		5	S,T,M,VP,SC	24+			
126046	Ratchaburi Amarin	10/30/2015	Active	17	0	0	0	0.00%	19		11	1	None	P,S,T,M,VP SC	N/R			
149920	Ratchaburi Berkprai Kan	02/22/2022	Active	18	1	0	1	5.88%	18		8			R P,S,T,M,VP	24+			
37533	RATCHABURI DAMNERN SADUAK	09/19/1979	Active	32	2	12	-10	-23.81%	47	3	0		2	P,S,T,M,VP SC	8		\$100.00	
	Exc Award (06/30/2016, 06/30/2023, 06/30/2024)																	
52829	RATCHABURI KWANMUANG RATCHABURI	04/06/1992	Active	30	2	0	2	7.14%	29		0			N P,S,M,VP	24+		\$42.67	
	Exc Award (06/30/2016, 06/30/2017, 06/30/2020)																	
25853	RATCHABURI-BANPONG	05/13/1968	Active	33	3	1	2	6.45%	30	8	0			N P,S,T,M,VP	24+		\$490.98	
	Exc Award (06/30/2023)																	
50078	SAKORNBURI	12/28/1989	Active	49	4	0	4	8.89%	43		6			N T,M,VP,SC	24+		\$2,440.27	
	Exc Award (06/30/2016, 06/30/2017, 06/30/2020)																	
105250	SAMPHRAN PHOKAEW NAKORNPATHOM	04/14/2009	Active	12	0	0	0	0.00%	12		14			N P,T,M,VP,SC	N/R		\$103.00	
	Exc Award (06/30/2023)																	
25860	SAMUTSAKORN	05/31/1969	Active	9	0	1	-1	-10.00%	10	11	0		5	N P,S,M,VP,SC	N/R		\$1,205.03	
	Exc Award (06/30/2023)																	
120218	Samutsakorn Baanphaeo Thai Raman	08/28/2013	Active	30	12	1	11	57.89%	19	1	0		2	N P,S,T,M,VP	N/R		\$1,059.45	



# Club Health Assessment for District 310 D through May 2025

Club Number	Club Name	Charter Date	Status	Membership							Reports					Finance	LCIF
				Current Member Count	YTD Members Added	YTD Members Dropped	YTD Net Growth	YTD Net Growth%	Member Count 12 Months Ago	Avg. length of service for dropped members	Months Since Last MMR ***	Yrs. Since Last Officer Report	President Rotation	Vice President Reported ****	Months Since Last Activity Report ***	Account Balance	Donations for current Fiscal Year
			Number of times on status quo within last two years	If below 15 members appears				If net loss is greater than 20% appears			If no report in 3 months appears	When more than one year appears in	Number of repeat terms	Notes the officers that do not have an active	If no report at 12 months appears in red		
58773	SAMUTSAKORN KRATHUMBAN Exc Award (06/30/2023)	10/21/1996	Active	21	0	1	-1	-4.55%	23	27	10		2	P,T,M,VP,SC	24+		\$206.00
25861	SAMUTSONGKRAM Exc Award (06/30/2017, 06/30/2018, 06/30/2020)	06/23/1972	Active	31	0	3	-3	-8.82%	28	5	0			N P,S,T,M,VP,SC	24+		\$412.71
49012	SANAMCHAN	11/02/1988	Active	12	0	0	0	0.00%	12		14			P,S,M,VP,SC	N/R		
44253	SILOM Exc Award (06/30/2020, 06/30/2021, 06/30/2022)	09/10/1984	Active(1)	23	4	11	-7	-23.33%	30	3	1			P,VP,SC	24+		\$500.00
59100	SUPHANBURI MUANGSAMCHOOK	02/10/1997	Active	26	0	0	0	0.00%	26		3			N T,M	4		
150017	Suphanburi Muangsaphan	03/14/2022	Active(2)	8	0	0	0	0.00%	8		13		4	P,S,T,M,VP,SC	N/R		
40804	SUPHANBURI U THONG	01/25/1982	Active	25	0	0	0	0.00%	25		14			P,S,M,VP,SC	N/R		
34136	THAMUANG L C Exc Award (06/30/2017, 06/30/2021, 06/30/2022)	06/27/1977	Active	29	0	2	-2	-6.45%	33	24	0			R P,T,M,VP,SC	24+		\$27.00

## Clubs Cancelled Previous Fiscal Year – Clubs Cancelled within last 12 months may be reinstated

Club Number	Club Name	Charter Date	Current Status*	Cancellation Date
129228	Bangkok Buraphaphirom	10/20/2016	Cancelled(8*)	12/29/2023
63967	BANGKOK PASICHAROEN	02/06/2001	Cancelled(6*)	01/29/2024
126049	Bangkok Suanluang	10/28/2015	Cancelled(6*)	07/29/2023
125927	Bangkok Thientalay	10/06/2015	Cancelled(8*)	12/29/2023
139785	Bangkok Wattanamongkol	09/19/2019	Cancelled(8*)	12/29/2023
156067	Don Wai Nakhon Pathom	09/26/2023	Cancelled(8*)	06/29/2024

Current Total Clubs Count	YTD New Clubs Count	YTD Cancelled Clubs Count	YTD Net Club Gain	Current Total Members Count	YTD Add	YTD Drop	YTD Net Growth	YTD Net Growth %	Member Count 12 Months Ago	Average Member Count Per Club	% of Clubs with less than 20 members	% No MMR in 3 Months	% No Officer Report in 12 Months	% of Clubs with balance 90+ days	Number of Clubs in Status Quo	% Status Quo Clubs in Financial Suspension	Number of Cancelled Clubs	Average Cancelled Club Age	Members Lost Due to Cancellation	% of Clubs Cancelled for Non-Financial Reasons
71	2	1	1	1,434	200	169	31	2.21%	1,390	20	51%	54%	1%	0%	0	0%	1	54	0	-300%



Club Health Assessment for District 310 D through May 2025

			Status	Membership							Reports					Finance	LCIF
Club Number	Club Name	Charter Date		Current Member Count	YTD Members Added	YTD Members Dropped	YTD Net Growth	YTD Net Growth%	Member Count 12 Months Ago	Avg. length of service for dropped members	Months Since Last MMR ***	Yrs. Since Last Officer Report	President Rotation	Vice President Reported ****	Months Since Last Activity Report ***	Account Balance	Donations for current Fiscal Year
			Number of times on status quo within last two years	If below 15 members appears				If net loss is greater than 20% appears			If no report in 3 months appears in	When more than one year appears in	Number of repeat terms	Notes the officers that do not have an active	If no report at 12 months appears in red		

\* - P - Priority Club. Cancellation Reasons: 1-Objectives/conduct, 2-Non-active club, 5-Non-existing club, 6-Disbanding, 7-Merger, 8-Financial Suspension, 9-District/Multiple District Dues.  
\*\* - Abbreviation: P-President, S-Secretary, T-Treasurer, M-Member Chairperson, VP-First Vice President, MC-Communications Chairperson, SC-Service Chairperson  
\*\*\* - Abbreviation: N/R - Never reported using the Lions Clubs website, N/A - Not applicable, No password registered for the Lions Clubs website.  
\*\*\*\* - Abbreviation: N - New, IP - Immediate Past, R - Repeat.





# Club Health Assessment for District 310 E through May 2025

			Status	Membership							Reports					Finance		LCIF
Club Number	Club Name	Charter Date		Current Member Count	YTD Members Added	YTD Members Dropped	YTD Net Growth	YTD Net Growth%	Member Count 12 Months Ago	Avg. length of service for dropped members	Months Since Last MMR ***	Yrs. Since Last Officer Report	President Rotation	Vice President Reported ****	Months Since Last Activity Report ***	Account Balance	Donations for current Fiscal Year	
			Number of times on status quo within last two years	If below 15 members appears					If net loss is greater than 20% appears			If no report in 3 months appears in	When more than one year appears in	Number of repeat terms	Notes the officers that do not have an active	If no report at 12 months appears in red		
Clubs less than two years old																		
181220	Nang Rong 2024	04/23/2025	Newly Chartered	21	21	0	21	100.00%	0		1				T,M,VP,SC	N/R		
178711	Sawangdaendin 2024	10/16/2024	Active	25	25	0	25	100.00%	0		0				T,M,VP,SC	4		
155241	Sisaket Srilamduan	07/20/2023	Active	17	1	4	-3	-15.00%	20	1	0			N	T,M,VP,SC	3	\$388.77	
Exc Award (06/30/2024)																		
179015	Udonthani Sri Muang 2024	10/18/2024	Active	20	27	7	20	100.00%	0	0	4			N	T,M,VP,SC	2	\$102.31	
Clubs more than two years old																		
151856	Amnat Charoen 2022	07/22/2022	Active	5	2	7	-5	-50.00%	10	2	6		2		P,T,M,VP,SC	2		
82395	BANGKOK ARPAPIROM	06/30/2004	Active	20	5	0	5	33.33%	15		4			R	P,S,T,SC	0	\$55.56	
Exc Award (06/30/2017, 06/30/2019, 06/30/20																		
39922	BANGKOK BANGKHEN	05/20/1981	Active	8	0	0	0	0.00%	8		9		8		P,T,VP	4		
Exc Award (06/30/2017, 06/30/2018)																		
115223	BANGKOK BOONMEERIT	10/18/2011	Active	29	9	0	9	45.00%	20		9			R	P,S	3	\$2,379.89	
Exc Award (06/30/2018, 06/30/2019, 06/30/20																		
132639	Bangkok Centennial Chaitalay	10/02/2017	Active	4	2	0	2	100.00%	2		1		3		S,T,M,VP,SC	2		
30797	BANGKOK CHINA TOWN	05/12/1975	Active	2	0	0	0	0.00%	2		14		13		P,T,M,VP,SC	N/R		
25833	BANGKOK DUSIT	02/19/1966	Active	12	1	2	-1	-7.69%	14	27	4		2	R	S,VP,SC	4		
Exc Award (06/30/2021, 06/30/2022, 06/30/20																		
49486	BANGKOK DUSITA	05/04/1989	Active	26	1	1	0	0.00%	27	10	0			R	M,VP,SC	1	\$20.60	
Exc Award (06/30/2017, 06/30/2018, 06/30/20																		
66403	BANGKOK NOPHRAKAO	06/28/2002	Active	6	0	0	0	0.00%	6		14		6		VP,SC	4		
Exc Award (06/30/2019)																		
132790	Bangkok Panya-Inthra Centennial	10/06/2017	Active(2)	4	0	0	0	0.00%	4		9		2		S,M,VP,SC	2		
Exc Award (06/30/2021, 06/30/2022)																		
44390	BANGKOK PHAHOLYOTHIN	11/08/1984	Active(1)	6	0	3	-3	-33.33%	8	1	9				M,VP,SC	9		
56701	BANGKOK RACHAYOTHIN	03/23/1995	Active	28	6	3	3	12.00%	26	6	0		2	R	SC	5	\$2,155.00	
Exc Award (06/30/2016, 06/30/2017, 06/30/20																		




# Club Health Assessment for District 310 E through May 2025

			Status	Membership							Reports					Finance		LCIF
Club Number	Club Name	Charter Date		Current Member Count	YTD Members Added	YTD Members Dropped	YTD Net Growth	YTD Net Growth%	Member Count 12 Months Ago	Avg. length of service for dropped members	Months Since Last MMR ***	Yrs. Since Last Officer Report	President Rotation	Vice President Reported ****	Months Since Last Activity Report ***	Account Balance	Donations for current Fiscal Year	
			Number of times on status quo within last two years	If below 15 members appears					If net loss is greater than 20% appears			If no report in 3 months appears in	When more than one year appears in	Number of repeat terms	Notes the officers that do not have appears in an active	If no report at 12 months red		
48910	BANGKOK RAJADAMRI	09/15/1988	Active(1)	3	0	0	0	0.00%	3		14		4	P,M,VP,SC	N/R			
25836	BANGKOK RAJDHANI	06/01/1969	Active	21	3	1	2	10.53%	19	38	0		2	R	SC	5		
Exc Award (06/30/2018, 06/30/2022, 06/30/20																		
41799	BANGKOK RAMA	08/30/1982	Active	8	5	0	5	166.67%	7		9		4		M,VP,SC	2		
Exc Award (06/30/2016, 06/30/2019)																		
126856	Bangkok Rama 9 Ratchada	02/15/2016	Active	4	0	8	-8	-66.67%	12	9	9				S,T,M,VP,SC	9	\$134.19	
Exc Award (06/30/2020, 06/30/2023)																		
57154	BANGKOK RATCHAVIPA	06/28/1995	Active	11	4	1	3	37.50%	8	11	0		2		S,T,M,VP,SC	4	\$1,188.16	
Exc Award (06/30/2018, 06/30/2021, 06/30/20																		
50555	BANGKOK SURAWONG CHINA TOWN	05/14/1990	Active	16	1	6	-5	-23.81%	20	16	0		2	R	P,T,M,VP,SC	2		
Exc Award (06/30/2016, 06/30/2021, 06/30/20																		
123569	Bangkok Watergate	11/05/2014	Active(1)	3	0	0	0	0.00%	3		10				T,M,VP,SC	2	\$102.31	
Exc Award (06/30/2018)																		
144649	Buayai Muangkhong Pratay	12/30/2020	Active	11	5	10	-5	-31.25%	16	4	5				P,S,M,VP,SC	7		
31958	BURIRAM NANG RONG	03/26/1976	Active	51	5	1	4	8.51%	47	1	4		9	R	T,M,VP,SC	0		
Exc Award (06/30/2018, 06/30/2019, 06/30/20																		
42464	CHUMPAE	03/08/1983	Active	65	8	2	6	10.17%	62	20	0			N	P,T,M,VP	2	\$1,416.82	
Exc Award (06/30/2016, 06/30/2017, 06/30/20																		
138833	Kalasin 2019	06/29/2019	Active(2)	7	0	0	0	0.00%	7		9		2		P,S,T,M,VP SC	0		
Exc Award (06/30/2021)																		
58593	KALASIN CHAISOONTORN	07/03/1996	Active(1)	25	5	1	4	19.05%	21	2	0				P,S,T,VP,SC	2	\$425.48	
152610	Kantharawichai Mahasarakham	09/20/2022	Active	20	2	13	-11	-35.48%	30	2	0		3	R	S,T,M,VP,SC	1		
Exc Award (06/30/2023, 06/30/2024)																		
56093	KHAOYAI PAKCHONG	09/19/1994	Active	12	0	0	0	0.00%	12		11			N	P,S,T,VP,SC	1	\$2,648.51	
131182	Khonkaen Centennial Buengkaennakhorn	06/09/2017	Active	7	0	0	0	0.00%	7		14		3		M,VP,SC	2		
48800	KHONKAEN NAKORN	06/30/1988	Active	29	2	0	2	7.41%	27		0		2		S,M,VP,SC	4		
Exc Award (06/30/2018)																		
25857	KORAT	05/06/1966	Active	28	4	1	3	12.00%	35	37	0			N	S,T,M,VP,SC	5	\$2,882.27	



## Club Health Assessment for District 310 E through May 2025

			Status	Membership							Reports					Finance		LCIF
Club Number	Club Name	Charter Date		Current Member Count	YTD Members Added	YTD Members Dropped	YTD Net Growth	YTD Net Growth%	Member Count 12 Months Ago	Avg. length of service for dropped members	Months Since Last MMR ***	Yrs. Since Last Officer Report	President Rotation	Vice President Reported ****	Months Since Last Activity Report ***	Account Balance	Donations for current Fiscal Year	
			Number of times on status quo within last two years	If below 15 members appears			If net loss is greater than 20% appears			If no report in 3 months appears in			When more than one year appears in	Number of repeat terms	Notes the officers that do not have an active	If no report at 12 months appears in red		
Exc Award (06/30/2016, 06/30/2017, 06/30/2020) 47716 KORAT RAJSIMA 09/10/1987			Active	43	6	1	5	13.16%	38	2	0			N	0		\$1,023.09	
Exc Award (06/30/2017, 06/30/2019, 06/30/2020) 44775 LOEI 03/20/1985			Active	18	0	0	0	0.00%	18		11		3	P,S,M,VP,SC	1			
Exc Award (06/30/2021, 06/30/2023) 34238 MAHASARAKHAM 06/30/1977			Active	73	14	7	7	10.61%	66	4	0			M,VP,SC	0		\$1,003.35	
Exc Award (06/30/2016, 06/30/2017, 06/30/2020) 152236 Mahasarakham Taksila 08/26/2022			Active(1)	20	3	10	-7	-25.93%	27	2	5		3	VP,SC	0			
116959 MITRAPARP BURIRAM 05/24/2012			Active(1)	15	7	7	0	0.00%	15	7	1			N S,M,VP,SC	0			
Exc Award (06/30/2018, 06/30/2020) 55548 MITTRAPHAP KORAT 04/12/1994			Active	30	2	0	2	7.14%	28		8			M,VP	10			
Exc Award (06/30/2017, 06/30/2018, 06/30/2020) 135143 Muang Phayalae Centennial 06/14/2018			Active	1	0	2	-2	-66.67%	3	7	5			P,S,T,M,VP SC	6			
133119 Muang Ubon Centennial Chayangkun 11/14/2017			Active	5	1	1	0	0.00%	5	1	6		8	N S,T,M,VP,SC	0			
50726 MUKDAHAN 06/19/1990			Active	42	1	0	1	2.44%	41		0		8	R P,T,VP,SC	0			
Exc Award (06/30/2021, 06/30/2023) 152876 Na Chueak 2022 11/01/2022			Active	31	9	6	3	10.71%	35	2	0			N VP,SC	0			
Exc Award (06/30/2024) 35451 NAKHON NAYOK 04/04/1978			Active(1)	1	0	0	0	0.00%	1		12		6	S,T,M,VP,SC	2			
Exc Award (06/30/2021) 32671 NAKHON PHANOM 08/04/1976			Active	25	3	4	-1	-3.85%	26	13	5			P,S,T,M,VP SC	8			
Exc Award (06/30/2018, 06/30/2021) 100397 NAKHON PHANOM NAKAE 10/19/2007			Active	10	0	0	0	0.00%	15		9		7	P,T,M,VP	6			
Exc Award (06/30/2016, 06/30/2018) 117879 NAKHON PHANOM THAT PHANOM 10/01/2012			Active	35	0	0	0	0.00%	37		11		3	R P,S,T,M,VP SC	2			
Exc Award (06/30/2018, 06/30/2021) 112119 NAKHONRATCHASIMA LUMTAKLONG-KHAOYAI 09/29/2011			Active	2	0	0	0	0.00%	2		14		14	S,T,M,VP,SC	24+			



# Club Health Assessment for District 310 E through May 2025

			Status	Membership							Reports					Finance		LCIF
Club Number	Club Name	Charter Date		Current Member Count	YTD Members Added	YTD Members Dropped	YTD Net Growth	YTD Net Growth%	Member Count 12 Months Ago	Avg. length of service for dropped members	Months Since Last MMR ***	Yrs. Since Last Officer Report	President Rotation	Vice President Reported ****	Months Since Last Activity Report ***	Account Balance	Donations for current Fiscal Year	
			Number of times on status quo within last two years	If below 15 members appears				If net loss is greater than 20% appears			If no report in 3 months appears in	When more than one year appears in	Number of repeat terms	Notes the officers that do not have an active	If no report at 12 months appears in red			
55880	NAKHONRATCHASIMA PAKCHONG PHAY	06/22/1994	Active	4	1	1	0	0.00%	4	2	4		3	S,T,M,VP,SC	6			
59558	NAKHONRATCHASIMA PAKTHONGCHAI Exc Award (06/30/2018, 06/30/2023, 06/30/2024)	05/16/1997	Active	27	2	0	2	8.00%	24		3			N S,T,M,VP,SC	6		\$102.31	
58422	NAKHONRATCHASIMA TOASURA Exc Award (06/30/2016, 06/30/2017, 06/30/2024)	06/11/1996	Active	47	4	3	1	2.17%	46	7	7			R VP	0		\$1,686.03	
51938	NAKORNRAJSIMA SURANAREE Exc Award (06/30/2016, 06/30/2017, 06/30/2024)	08/01/1991	Active	72	4	0	4	5.88%	76		4			N T,M,VP,SC	4		\$7,461.39	
150227	Nongkhai Jommanee	04/22/2022	Active(1)	8	3	0	3	60.00%	15		0		4	T,M,VP,SC	6			
128123	Pakchong Centennial Exc Award (06/30/2017)	06/24/2016	Active	12	3	0	3	33.33%	9		4			P,S,T,M,VP SC	2			
152462	Renu Nakhon Nakhonphanom 2022	09/02/2022	Active	19	2	0	2	11.76%	19		0		2	S,T,M,VP,SC	0			
136495	Roi-Et 2018 Exc Award (06/30/2021, 06/30/2024)	09/28/2018	Active	48	20	10	10	26.32%	38	3	0			N T,M,VP,SC	0			
33385	SAKONNAKHON Exc Award (06/30/2016, 06/30/2018, 06/30/2024)	02/11/1977	Active	46	1	11	-10	-17.86%	56	11	0			N P,S,M,VP,SC	2			
55715	SAKONNAKHON WANONNIWAT Exc Award (06/30/2018)	05/18/1994	Active	3	0	0	0	0.00%	3		0		19	P,T,M,VP,SC	1			
45726	SRISAKES Exc Award (06/30/2016, 06/30/2018, 06/30/2024)	01/09/1986	Active	27	6	4	2	8.00%	29	6	0			N P,S,T,VP,SC	15	90+ Days	\$305.17	
25864	SURIN Exc Award (06/30/2016, 06/30/2018, 06/30/2024)	04/26/1970	Active	18	0	0	0	0.00%	20		11		2	R VP	5			
25867	UBON RATCHATHANI L C Exc Award (06/30/2017, 06/30/2018, 06/30/2024)	07/31/1969	Active	34	1	0	1	3.03%	31		10		2	M,VP,SC	2			
121170	Ubon Ratchathani Young Spirit Exc Award (06/30/2016)	01/17/2014	Active(2)	3	0	0	0	0.00%	3		9			P,S,T,M,VP SC	6			
151825	Ubonratchathani - Lotus City 2022	07/22/2022	Active	5	4	0	4	400.00%	2		4		3	S,T,M,VP,SC	2			



## Club Health Assessment for District 310 E through May 2025

			Status	Membership							Reports					Finance	LCIF
Club Number	Club Name	Charter Date		Current Member Count	YTD Members Added	YTD Members Dropped	YTD Net Growth	YTD Net Growth%	Member Count 12 Months Ago	Avg. length of service for dropped members	Months Since Last MMR ***	Yrs. Since Last Officer Report	President Rotation	Vice President Reported ****	Months Since Last Activity Report ***	Account Balance	Donations for current Fiscal Year
			Number of times on status quo within last two years	If below 15 members appears				If net loss is greater than 20% appears			If no report in 3 months appears in	When more than one year appears in	Number of repeat terms	Notes the officers that do not have an active	If no report at 12 months appears in red		
78267	UBONRATCHATHANI SRINAKORNUBON Exc Award (06/30/2018)	02/18/2004	Active(2)	6	1	2	-1	-14.29%	9	5	5			N	P,S,T,VP,SC	0	
25868	UDONTHANI Exc Award (06/30/2018, 06/30/2024)	04/06/1972	Active	6	0	2	-2	-25.00%	8	2	7			N	P,T,SC	6	
52848	UDONTHANI SRIPRAJAK Exc Award (06/30/2024)	04/03/1992	Active	30	2	4	-2	-6.25%	32	21	3			N	P,T,M,VP,SC	3	\$1,111.58

Clubs Cancelled Previous Fiscal Year – Clubs Cancelled within last 12 months may be reinstated

Club Number	Club Name	Charter Date	Current Status*	Cancellation Date
57847	BANGKOK SAOVABHA	02/05/1996	Cancelled(6*)	12/29/2023
152552	Kalasin Prae-Wa 2022	09/08/2022	Cancelled(8*)	02/29/2024

Current Total Clubs Count	YTD New Clubs Count	YTD Cancelled Clubs Count	YTD Net Club Gain	Current Total Members Count	YTD Add	YTD Drop	YTD Net Growth	YTD Net Growth %	Member Count 12 Months Ago	Average Member Count Per Club	% of Clubs with less than 20 members	% No MMR in 3 Months	% No Officer Report in 12 Months	% of Clubs with balance 90+ days	Number of Clubs in Status Quo	% Status Quo Clubs in Financial Suspension	Number of Cancelled Clubs	Average Cancelled Club Age	Members Lost Due to Cancellation	% of Clubs Cancelled for Non-Financial Reasons
66	3	0	3	1,320	244	146	98	8.02%	1,279	20	55%	62%	0%	2%	0	0%	0	0	0	0%

\* - P - Priority Club. Cancellation Reasons: 1-Objectives/conduct, 2-Non-active club, 5-Non-existing club, 6-Disbanding, 7-Merger, 8-Financial Suspension, 9-District/Multiple District Dues.

\*\* - Abbreviation: P-President, S-Secretary, T-Treasurer, M-Member Chairperson, VP-First Vice President, MC-Communications Chairperson, SC-Service Chairperson

\*\*\* - Abbreviation: N/R - Never reported using the Lions Clubs website, N/A - Not applicable, No password registered for the Lions Clubs website.

\*\*\*\* - Abbreviation: N - New, IP - Immediate Past, R - Repeat.



# Club Health Assessment for District 204 through May 2025

			Status	Membership							Reports					Finance		LCIF
Club Number	Club Name	Charter Date		Current Member Count	YTD Members Added	YTD Members Dropped	YTD Net Growth	YTD Net Growth%	Member Count 12 Months Ago	Avg. length of service for dropped members	Months Since Last MMR ***	Yrs. Since Last Officer Report	President Rotation	Vice President Reported ****	Months Since Last Activity Report ***	Account Balance	Donations for current Fiscal Year	
			Number of times on status quo within last two years	If below 15 members appears					If net loss is greater than 20% appears		If no report in 3 months appears in	When more than one year appears in	Number of repeat terms	Notes the officers that do not have an active	If no report at 12 months appears in red			
Clubs less than two years old																		
179171	Guahan Trongkon Linala	10/15/2024	Active	25	25	0	25	100.00%	0		1			N M	0			
175570	Guam Gold	08/15/2024	Active	28	28	0	28	100.00%	0		8			N M,SC	0			
178847	Guam Healthcare Alliance	10/09/2024	Status Quo(1)	20	20	0	20	100.00%	0		1			M,VP,SC	N/R	90+ Days		
171798	Guam Proa	06/05/2024	Active	26	3	0	3	13.04%	0		1		2	R	0		\$2,000.00	
179575	Koror "Palau Caring Community"	12/26/2024	Active	29	30	1	29	100.00%	0	0	0			N	0			
178936	Rota	10/04/2024	Active	27	33	6	27	100.00%	0	0	0			N	4			
174354	Saipan Dynamic	07/29/2024	Active	43	43	0	43	100.00%	0		0			N	1		\$1,300.00	
158085	Saipan Invincible	05/22/2024	Active	16	0	4	-4	-20.00%	22	1	0		2	N M,SC	0			
154913	Saipan Legends	06/23/2023	Active(2)	19	7	3	4	26.67%	26	5	0		3	N M	0			
177917	Saipan Resilience	08/30/2024	Active	21	21	0	21	100.00%	0		3			N	1		\$100.00	
Clubs more than two years old																		
52471	AGAT GUAMERICA	02/03/1992	Active	23	1	1	0	0.00%	23	22	0			N	11			
	Exc Award (06/30/2017, 06/30/2020, 06/30/20																	
151477	Dededo La Familia Volunteers	06/27/2022	Active	29	0	0	0	0.00%	26		10		2	S,T,M,VP,SC	2			
	Exc Award (06/30/2023, 06/30/2024)																	
121535	Guahan Ayudante	03/12/2014	Active	44	7	1	6	15.79%	38	0	2		2	N	0		\$1,700.00	
	Exc Award (06/30/2017, 06/30/2022, 06/30/20																	
135033	Guahan Isan Famaguon	06/07/2018	Active	26	0	25	-25	-49.02%	49	5	1		2	N M	3		\$1,200.00	
	Exc Award (06/30/2020, 06/30/2021, 06/30/20																	
134540	Guam Diamond	05/23/2018	Active	66	10	2	8	13.79%	47	5	0			N	2		\$2,000.00	
	Exc Award (06/30/2019, 06/30/2020, 06/30/20																	
64353	GUAM GADAO	05/30/2001	Active(1)	21	5	16	-11	-34.38%	32	10	5			S,T,M,VP,SC	12		\$2,200.00	
	Exc Award (06/30/2023)																	
59256	GUAM GALAIDE	03/13/1997	Active	29	1	13	-12	-29.27%	41	6	0			N S	5			
	Exc Award (06/30/2016, 06/30/2018, 06/30/20																	
52718	GUAM GUAHAN	03/23/1992	Active	61	3	0	3	5.17%	58		3			N	5		\$700.00	



# Club Health Assessment for District 204 through May 2025

			Status	Membership							Reports					Finance		LCIF
Club Number	Club Name	Charter Date		Current Member Count	YTD Members Added	YTD Members Dropped	YTD Net Growth	YTD Net Growth%	Member Count 12 Months Ago	Avg. length of service for dropped members	Months Since Last MMR ***	Yrs. Since Last Officer Report	President Rotation	Vice President Reported ****	Months Since Last Activity Report ***	Account Balance	Donations for current Fiscal Year	
			Number of times on status quo within last two years	If below 15 members appears				If net loss is greater than 20% appears			If no report in 3 months appears in	When more than one year appears in	Number of repeat terms	Notes the officers that do not have an active	If no report at 12 months appears in red			
Exc Award (06/30/2017, 06/30/2018, 06/30/2020)	61230 GUAM HARMONY	11/03/1998	Active	20	5	22	-17	-45.95%	37	3	1			N M	1		\$50.00	
Exc Award (06/30/2016, 06/30/2017, 06/30/2020)	82854 GUAM LATTE STONE	09/30/2004	Active	57	5	0	5	9.62%	52		2		2	R	0		\$2,000.00	
Exc Award (06/30/2017, 06/30/2018, 06/30/2020)	14504 GUAM MARIANAS L C	07/01/1949	Active	44	5	4	1	2.33%	33	19	3		2	N M,SC	14			
Exc Award (06/30/2023, 06/30/2024)	133813 Guam Platinum	02/20/2018	Active(1)	17	1	0	1	6.25%	16		1		2	N	1			
Exc Award (06/30/2020, 06/30/2024)	97421 GUAM SPIRIT	06/28/2006	Active	26	4	2	2	8.33%	24	2	1			R	1		\$800.00	
Exc Award (06/30/2023, 06/30/2024)	59014 GUAM SUNSHINE	01/20/1997	Active	42	3	7	-4	-8.70%	45	5	1			R T	6		\$400.00	
Exc Award (06/30/2017, 06/30/2023, 06/30/2020)	137964 Guam Tano-Ta	04/11/2019	Active(1)	19	0	0	0	0.00%	19		10		7	R	3			
Exc Award (06/30/2024)	151052 Guam Tiffany	06/08/2022	Active	79	17	8	9	12.86%	67	2	0			N	0		\$2,200.00	
Exc Award (06/30/2023, 06/30/2024)	100187 MARSHALL ISLANDS	09/14/2007	Active	8	2	0	2	33.33%	7		0			IP SC	3			
	126812 Saipan Alliance	03/30/2016	Active(1)	19	13	4	9	90.00%	28	4	0		3	N SC	0			
Exc Award (06/30/2022)	153512 Saipan Beacon	01/12/2023	Active	44	8	10	-2	-4.35%	46	2	1			N	0		\$4,400.00	
Exc Award (06/30/2023, 06/30/2024)	135127 Saipan Centennial	06/20/2018	Active	29	7	1	6	26.09%	52	1	1			N	2		\$995.00	
Exc Award (06/30/2022, 06/30/2023)	153980 Saipan Eagle	05/17/2023	Active	80	31	12	19	31.15%	61	2	0			N	0		\$1,650.00	
Exc Award (06/30/2023, 06/30/2024)	52437 SAIPAN FIL-AMERICAN	01/07/1992	Active	49	3	6	-3	-5.77%	52	5	3			R	0		\$650.00	
Exc Award (06/30/2017, 06/30/2020, 06/30/2020)	150981 Saipan Infinity	06/06/2022	Active	11	1	0	1	10.00%	15		3		4	R SC	0			





## Club Health Assessment for District 204 through May 2025

INTERNATIONAL

Club Number	Club Name	Charter Date	Status	Membership							Reports					Finance	LCIF
			Current Member Count	YTD Members Added	YTD Members Dropped	YTD Net Growth	YTD Net Growth%	Member Count 12 Months Ago	Avg. length of service for dropped members	Months Since Last MMR ***	Yrs. Since Last Officer Report	President Rotation	Vice President Reported ****	Months Since Last Activity Report ***	Account Balance	Donations for current Fiscal Year	
			Number of times on status quo within last two years	If below 15 members appears				If net loss is greater than 20% appears			If no report in 3 months appears in	When more than one year appears in	Number of repeat terms	Notes the officers that do not have an active	If no report at 12 months appears in red		
62060	SAIPAN MARIANAS	06/08/1999	Active	31	2	2	0	0.00%	33	4	2			R VP	0		
	Exc Award (06/30/2017, 06/30/2021, 06/30/2025)																
135034	Saipan Natibu	06/08/2018	Active	45	8	3	5	12.50%	43	3	4			N	0		
	Exc Award (06/30/2023)																
141404	Saipan Pacific	06/01/2020	Active	29	4	8	-4	-12.12%	37	6	0			N	0		\$1,250.00
	Exc Award (06/30/2021, 06/30/2022, 06/30/2025)																
53836	SAIPAN UNITY	11/17/1992	Active	56	5	5	0	0.00%	56	2	1			N	0		\$2,250.00
	Exc Award (06/30/2020, 06/30/2021, 06/30/2025)																
135417	Talofofo Rangers	06/26/2018	Status Quo(1)	12	0	0	0	0.00%	12		10		3	R M,VP,SC	14	90+ Days	
59461	TAMUNING STARS	05/02/1997	Active	41	3	0	3	7.89%	37		2			N	1		
	Exc Award (06/30/2016, 06/30/2017, 06/30/2025)																

Clubs Cancelled Previous Fiscal Year – Clubs Cancelled within last 12 months may be reinstated

Club Number	Club Name	Charter Date	Current Status*	Cancellation Date
125843	Guam Serenity	09/23/2015	Cancelled(6*)	08/29/2023
143589	Saipan Fitbeat	11/19/2020	Cancelled(8*)	04/29/2024

Current Total Clubs Count	YTD New Clubs Count	YTD Cancelled Clubs Count	YTD Net Club Gain	Current Total Members Count	YTD Add	YTD Drop	YTD Net Growth	YTD Net Growth %	Member Count 12 Months Ago	Average Member Count Per Club	% of Clubs with less than 20 members	% No MMR in 3 Months	% No Officer Report in 12 Months	% of Clubs with balance 90+ days	Number of Clubs in Status Quo	% Status Quo Clubs in Financial Suspension	Number of Cancelled Clubs	Average Cancelled Club Age	Members Lost Due to Cancellation	% of Clubs Cancelled for Non-Financial Reasons
39	7	0	7	1,311	364	166	198	17.79%	1,134	34	21%	28%	0%	5%	2	100%	0	0	0	0%

\* - P - Priority Club. Cancellation Reasons: 1-Objectives/conduct, 2-Non-active club, 5-Non-existing club, 6-Disbanding, 7-Merger, 8-Financial Suspension, 9-District/Multiple District Dues.

\*\* - Abbreviation: P-President, S-Secretary, T-Treasurer, M-Member Chairperson, VP-First Vice President, MC-Communications Chairperson, SC-Service Chairperson

\*\*\* - Abbreviation: N/R - Never reported using the Lions Clubs website, N/A - Not applicable, No password registered for the Lions Clubs website.

\*\*\*\* - Abbreviation: N - New, IP - Immediate Past, R - Repeat.



# Club Health Assessment for District 309 through May 2025

			Status	Membership						Reports					Finance	LCIF	
Club Number	Club Name	Charter Date		Current Member Count	YTD Members Added	YTD Members Dropped	YTD Net Growth	YTD Net Growth%	Member Count 12 Months Ago	Avg. length of service for dropped members	Months Since Last MMR ***	Yrs. Since Last Officer Report	President Rotation	Vice President Reported ****	Months Since Last Activity Report ***	Account Balance	Donations for current Fiscal Year
			Number of times on status quo within last two years	If below 15 members appears				If net loss is greater than 20% appears			If no report in 3 months appears in	When more than one year appears in	Number of repeat terms	Notes the officers that do not have appears in an active	If no report at 12 months red		
Clubs less than two years old																	
155362	Singapore Capitol	08/09/2023	Status Quo(1)	15	0	0	0	0.00%	25		10		2	N	M	N/R	90+ Days
157125	Singapore Caring Palms	02/13/2024	Active	19	1	4	-3	-13.64%	22	1	0		2		M,VP,SC	9	
155755	Singapore Culture and Arts	09/11/2023	Cancelled(8*)	0	3	27	-24	-100.00%	24	1	2		None		P,S,T,M,VP SC	N/A	90+ Days
171710	Singapore East View	06/06/2024	Status Quo(2)	21	0	0	0	0.00%	0		11		None		P,S,T,M,VP SC	N/A	90+ Days
155308	Singapore Hakuna Matata	07/25/2023	Active	17	9	18	-9	-34.62%	26	1	0		2		M,VP,SC	19	
157989	Singapore JW	04/11/2024	Active(1)	20	1	1	0	0.00%	20	1	3		2		M,VP,SC	N/R	
155309	Singapore Lotusia	08/04/2023	Active	30	2	14	-12	-28.57%	42	1	0		2		M,VP,SC	7	
157449	Singapore Majestic	02/29/2024	Active	30	0	0	0	0.00%	30		15		None		P,S,T,M,VP SC	N/R	
157562	Singapore Medallions	02/29/2024	Active	80	0	0	0	0.00%	80		10		2		M,VP,SC	N/R	
177471	Singapore Ocean	09/03/2024	Active	43	45	2	43	100.00%	0	0	0			N	M,SC	0	
179902	Singapore Robertson Walk	01/08/2025	Active	34	34	0	34	100.00%	0		0			N	SC	N/R	
181739	Singapore Roots	04/17/2025	Newly Chartered	21	21	0	21	100.00%	0		1			N	M,SC	N/R	
154392	Singapore U Love	06/02/2023	Active	15	2	1	1	7.14%	23	4	4		3	N	SC	2	
Clubs more than two years old																	
144655	Katong Vision	12/30/2020	Active(1)	7	0	0	0	0.00%	11		11			R	P,M,SC	24+	
138606	Singapore 101	06/18/2019	Active	16	0	0	0	0.00%	16		12			R	M,SC	3	
139197	Singapore Ninety Six	07/24/2019	Active	16	0	4	-4	-20.00%	21	3	0		2		S,T,VP,SC	10	
106085	SINGAPORE ABACUS	07/15/2009	Active	5	2	2	0	0.00%	5	7	4		3		VP,SC	4	
64590	SINGAPORE ACES	07/10/2001	Active	15	0	0	0	0.00%	15		20	1	None		P,S,T,M,VP SC	24+	
132172	Singapore Admiralty	07/19/2017	Active	5	0	3	-3	-37.50%	25	2	0				M,VP,SC	15	
	Exc Award (06/30/2022)																
138237	Singapore Alliances	05/15/2019	Active	8	0	0	0	0.00%	8		23	1	None		P,S,T,M,VP SC	24+	
58103	SINGAPORE AMBER	04/09/1996	Active	27	4	0	4	17.39%	23		4		3	N	SC	24+	
57416	SINGAPORE ARCADIA	10/09/1995	Active	22	0	3	-3	-12.00%	26	9	0			N	M,SC	1	



# Club Health Assessment for District 309 through May 2025

			Status	Membership							Reports					Finance	LCIF
Club Number	Club Name	Charter Date		Current Member Count	YTD Members Added	YTD Members Dropped	YTD Net Growth	YTD Net Growth%	Member Count 12 Months Ago	Avg. length of service for dropped members	Months Since Last MMR ***	Yrs. Since Last Officer Report	President Rotation	Vice President Reported ****	Months Since Last Activity Report ***	Account Balance	Donations for current Fiscal Year
			Number of times on status quo within last two years	If below 15 members appears					If net loss is greater than 20% appears			If no report in 3 months appears in	When more than one year appears in	Number of repeat terms	Notes the officers that do not have appears in an active	If no report at 12 months red	
Exc Award (06/30/2017)																	
137662	Singapore Ascension	04/18/2019	Active(1)	24	0	0	0	0.00%	24		13		None		P,S,T,M,VP SC	24+	
56620	SINGAPORE ASTRID	03/07/1995	Active	16	1	0	1	6.67%	15		10		2	N	SC	18	
148101	Singapore Aurora	08/31/2021	Active	22	0	0	0	0.00%	22		12		2	R		1	
46935	SINGAPORE BEDOK	02/06/1987	Active	250	66	48	18	7.76%	303	4	0			N		0	
Exc Award (06/30/2017, 06/30/2020, 06/30/2020)																	
77408	SINGAPORE BEVERLY HILLS	07/07/2003	Active	59	4	0	4	7.27%	60		0			R	SC	3	\$2,000.00
Exc Award (06/30/2017)																	
153718	Singapore Bifrost	02/21/2023	Active	44	11	5	6	15.79%	38	1	4			N		1	\$1,000.00
124290	Singapore Bukit Timah	03/06/2015	Active	10	1	0	1	11.11%	9		2		3		M,VP,SC	1	\$1,000.00
Exc Award (06/30/2017)																	
129768	Singapore Centennial	01/23/2017	Active	20	3	2	1	5.26%	19	12	2		3		M,VP,SC	1	
25645	SINGAPORE CENTRAL	03/10/1962	Active	41	0	1	-1	-2.38%	46	57	7				M,VP,SC	2	\$3,000.00
Exc Award (06/30/2023)																	
47951	SINGAPORE CHANGI	12/10/1987	Active	13	2	6	-4	-23.53%	20	24	2		3		M,VP,SC	24+	
Exc Award (06/30/2022)																	
49217	SINGAPORE CHATSWORTH	02/13/1989	Active	19	0	1	-1	-5.00%	20	31	1			R		0	
124233	Singapore Cheng Hua	03/06/2015	Active(1)	29	13	1	12	70.59%	18	4	6				T,M,VP,SC	24+	\$1,000.00
124034	Singapore Cherish	01/22/2015	Active	264	68	0	68	34.69%	196		0				M,VP,SC	5	\$2,000.00
Exc Award (06/30/2017)																	
127982	Singapore Chong Pang	06/20/2016	Active	29	4	1	3	11.54%	28	30	1		2	R	M	0	\$1,000.00
Exc Award (06/30/2021, 06/30/2022)																	
53515	SINGAPORE CITY	07/01/1992	Active	19	1	2	-1	-5.00%	21	8	4			N	M,SC	23	
56621	SINGAPORE CLARKE QUAY	03/07/1995	Active	35	8	20	-12	-25.53%	50	14	1			N		2	\$6,000.00
Exc Award (06/30/2017, 06/30/2024)																	
129109	Singapore Clover	10/28/2016	Active	16	0	0	0	0.00%	25		9		2	R		3	
Exc Award (06/30/2021)																	
66867	SINGAPORE COMPASSVALE	11/22/2002	Active	6	0	0	0	0.00%	6		0		2		M,VP,SC	3	



# Club Health Assessment for District 309 through May 2025

Club Number	Club Name	Charter Date	Status	Membership							Reports					Finance	LCIF
				Current Member Count	YTD Members Added	YTD Members Dropped	YTD Net Growth	YTD Net Growth%	Member Count 12 Months Ago	Avg. length of service for dropped members	Months Since Last MMR ***	Yrs. Since Last Officer Report	President Rotation	Vice President Reported ****	Months Since Last Activity Report ***	Account Balance	Donations for current Fiscal Year
			Number of times on status quo within last two years	If below 15 members appears				If net loss is greater than 20% appears			If no report in 3 months appears	When more than one year appears in	Number of repeat terms	Notes the officers that do not have an active	If no report at 12 months appears in red		
25643	SINGAPORE EAST	12/07/1960	Active	33	2	3	-1	-2.94%	34	21	2		2	N	M,SC	0	
149519	Singapore Elite	01/06/2022	Cancelled(8*)	0	3	3	0	0.00%	0	3	2		None		P,S,T,M,VP SC	N/R	90+ Days
53751	SINGAPORE EMERALD	10/20/1992	Active	21	1	3	-2	-8.70%	23	3	0		2	R	S,SC	14	
118497	SINGAPORE ENTERPRISE	01/02/2013	Active	18	0	0	0	0.00%	16		11		2	N	SC	6	
	Exc Award (06/30/2024)																
107128	SINGAPORE ESPLANADE GOLD	01/01/2010	Active	5	0	11	-11	-68.75%	16	8	0		3		M,VP,SC	N/R	
58910	SINGAPORE EUNOS	12/06/1996	Active	12	0	0	0	0.00%	11		7		5		VP,SC	22	
151942	Singapore Fei Yang	07/29/2022	Active	25	0	0	0	0.00%	36		5			N	P,VP,SC	16	
141006	Singapore Forest	02/20/2020	Active	20	4	1	3	17.65%	20	5	0		2	R		2	
	Exc Award (06/30/2023)																
48221	SINGAPORE FORT CANNING	03/07/1988	Active	21	2	1	1	5.00%	20	9	0		2	R	SC	3	
	Exc Award (06/30/2022, 06/30/2023, 06/30/2024)																
68891	SINGAPORE FULLERTON	05/31/2003	Active	43	2	0	2	4.88%	42		3				VP,SC	22	
137751	Singapore Galaxy	03/21/2019	Active	19	3	5	-2	-9.52%	24	4	0			R		0	\$3,000.00
	Exc Award (06/30/2021)																
111386	SINGAPORE GARDEN CITY	06/16/2011	Active	27	1	0	1	3.85%	26		0		2		T,M,VP,SC	16	\$1,000.00
	Exc Award (06/30/2020, 06/30/2022)																
151096	Singapore Global Ginseng	06/07/2022	Active	106	0	0	0	0.00%	106		5				M,VP,SC	13	
56970	SINGAPORE GOLDHILL	05/22/1995	Active	11	0	0	0	0.00%	12		11				M,VP,SC	24+	
122701	Singapore Goodlink	07/18/2014	Active	44	2	0	2	4.76%	42		10			N		1	\$2,000.00
	Exc Award (06/30/2016, 06/30/2020, 06/30/2024)																
140964	Singapore Guilin	06/20/2020	Active	6	0	0	0	0.00%	7		11		6	R	S,M,VP,SC	24+	
55979	SINGAPORE HENDERSON	07/18/1994	Active	21	0	0	0	0.00%	21		0		2	R	P,VP,SC	1	
	Exc Award (06/30/2017)																
139316	Singapore Hope	09/03/2019	Active	9	20	33	-13	-59.09%	22	2	1				M,VP	N/R	
25644	SINGAPORE HOST	10/11/1958	Active	43	6	0	6	16.22%	37		0			N		0	\$1,000.00
	Exc Award (06/30/2024)																



# Club Health Assessment for District 309 through May 2025

			Status	Membership							Reports					Finance	LCIF	
Club Number	Club Name	Charter Date		Current Member Count	YTD Members Added	YTD Members Dropped	YTD Net Growth	YTD Net Growth%	Member Count 12 Months Ago	Avg. length of service for dropped members	Months Since Last MMR ***	Yrs. Since Last Officer Report	President Rotation	Vice President Reported ****	Months Since Last Activity Report ***	Account Balance	Donations for current Fiscal Year	
			Number of times on status quo within last two years	If below 15 members appears				If net loss is greater than 20% appears			If no report in 3 months appears in	When more than one year appears in	Number of repeat terms		Notes the officers that do not have appears in an active	If no report at 12 months red		
53892	SINGAPORE ISLAND	12/04/1992	Active	29	2	0	2	7.41%	28		0		2		VP,SC	0		\$1,000.00
	Exc Award (06/30/2016)																	
146209	Singapore Ji Siang	05/17/2021	Active	37	6	4	2	5.71%	45	3	0				VP,SC	0		
78295	SINGAPORE JI YANG	02/23/2004	Active	27	0	0	0	0.00%	27		1			R	SC	13		
	Exc Award (06/30/2017)																	
149470	Singapore Jin Yu	01/11/2022	Active	4	1	1	0	0.00%	16	1	6		4		M,VP,SC	N/R		
25646	SINGAPORE JURONG	12/16/1967	Active	25	0	2	-2	-7.41%	28	24	8			R		6		
137677	Singapore Kaizen	04/08/2019	Active	15	4	3	1	7.14%	14	5	0			N	SC	1		
37981	SINGAPORE KATONG	01/17/1980	Active	28	2	1	1	3.70%	27	34	0		3	R	P	7		\$2,000.00
42222	SINGAPORE KATONG MANDARIN	01/27/1983	Active	12	0	1	-1	-7.69%	13	31	7		3		M,VP,SC	24+		
58764	SINGAPORE KHATIB MANDARIN	10/14/1996	Active	30	0	0	0	0.00%	27		11			N	P,VP	1		\$1,000.00
	Exc Award (06/30/2017, 06/30/2022, 06/30/20)																	
48190	SINGAPORE LADYHILL	02/15/1988	Active	28	0	0	0	0.00%	30		1		2	N	M,SC	0		\$1,000.00
	Exc Award (06/30/2017)																	
122009	Singapore Lavender	04/24/2014	Active	12	0	0	0	0.00%	12		14		3		VP	3		
153531	Singapore Le Shan	01/27/2023	Active	138	42	0	42	43.75%	136		0		3	R		7		
84068	SINGAPORE LOTUS	08/26/2004	Active	14	0	0	0	0.00%	14		2		2		VP,SC	1		\$1,000.00
	Exc Award (06/30/2017, 06/30/2019)																	
149468	Singapore Man Tang	01/11/2022	Active	4	1	1	0	0.00%	15	2	6		4		T,M,VP,SC	N/R		
42108	SINGAPORE MANDARIN	12/01/1982	Active	197	101	42	59	42.75%	153	2	1				M,VP,SC	1		\$10,000.00
	Exc Award (06/30/2021, 06/30/2024)																	
111037	SINGAPORE MARINE PARADE	05/18/2011	Active	41	3	10	-7	-14.58%	46	2	0				S,M,VP,SC	2		
	Exc Award (06/30/2016, 06/30/2017, 06/30/20)																	
50963	SINGAPORE METROPOLITAN	09/27/1990	Active	12	0	1	-1	-7.69%	13	27	1		2		VP,SC	24+		
121802	Singapore Meyer	04/17/2014	Active	39	0	0	0	0.00%	43		0			N	SC	1		\$1,000.00
	Exc Award (06/30/2017)																	
134143	Singapore Midpoint	04/05/2018	Active	20	2	6	-4	-16.67%	24	3	3				VP,SC	24+		



# Club Health Assessment for District 309 through May 2025

			Status	Membership							Reports					Finance		LCIF
Club Number	Club Name	Charter Date		Current Member Count	YTD Members Added	YTD Members Dropped	YTD Net Growth	YTD Net Growth%	Member Count 12 Months Ago	Avg. length of service for dropped members	Months Since Last MMR ***	Yrs. Since Last Officer Report	President Rotation	Vice President Reported ****	Months Since Last Activity Report ***	Account Balance	Donations for current Fiscal Year	
			Number of times on status quo within last two years	If below 15 members appears				If net loss is greater than 20% appears			If no report in 3 months appears in	When more than one year appears in	Number of repeat terms	Notes the officers that do not have an active	If no report at 12 months appears in red			
Exc Award (06/30/2022)																		
68671	SINGAPORE NANYANG	04/18/2003	Active	16	0	0	0	0.00%	16		9		2	VP,SC	9			
137881	Singapore Nanyang Grace	06/25/2019	Active	150	4	1	3	2.04%	153	6	0			N SC	1			
65465	SINGAPORE NASSIM	06/05/2002	Active	37	3	0	3	8.82%	36		2		2	M,VP,SC	24+			
48058	SINGAPORE NEE SOON	01/15/1988	Active	28	1	0	1	3.70%	27		1		2	N SC	0		\$3,000.00	
Exc Award (06/30/2024)																		
52260	SINGAPORE NEE SOON MANDARIN	12/13/1991	Active	31	0	1	-1	-3.13%	32	32	8		2	R SC	24+			
48930	SINGAPORE NEW CENTRAL	10/05/1988	Active	32	0	2	-2	-5.88%	34	7	5			N	13			
Exc Award (06/30/2024)																		
25647	SINGAPORE NORTH	10/08/1970	Active	18	3	0	3	20.00%	15		4		2	R M	19		\$1,000.00	
Exc Award (06/30/2017)																		
44386	SINGAPORE ORCHARD	11/27/1984	Active	21	2	2	0	0.00%	22	2	1			R M,SC	2		\$4,000.00	
57060	SINGAPORE ORCHID	06/05/1995	Active	13	0	0	0	0.00%	13		35	1	None	P,S,T,M,VP SC	24+			
49301	SINGAPORE ORIENTAL	03/09/1989	Active	52	4	0	4	8.33%	53		1		2	M,VP,SC	0			
Exc Award (06/30/2017, 06/30/2020, 06/30/2024)																		
95077	SINGAPORE OSCAR	01/20/2006	Active(1)	15	0	16	-16	-51.61%	31	6	5			P,S,M,VP,SC	24+			
131270	Singapore Oxley	06/22/2017	Cancelled(6*)	0	0	3	-3	-100.00%	3	3	0		None	P,S,T,M,VP SC	8			
54813	SINGAPORE PATERSON	08/08/1993	Active	20	2	0	2	11.11%	18		4			VP,SC	17			
62867	SINGAPORE PEARL'S HILL	03/03/2000	Active	40	3	10	-7	-14.89%	47	4	0			VP,SC	24+			
122740	Singapore Radin Mas	07/18/2014	Active	16	1	0	1	6.67%	15		9		2	S,M,VP,SC	24+			
40042	SINGAPORE RAFFLES CITY	06/15/1981	Active	10	4	8	-4	-28.57%	20	7	0			N S,T,M	2			
50988	SINGAPORE ROYAL	10/01/1990	Active	45	5	2	3	7.14%	42	16	0		2	R	5			
146210	Singapore Ru Yi	05/17/2021	Active	26	3	2	1	4.00%	25	4	0			VP,SC	0		\$900.00	
42599	SINGAPORE SELETAR	04/15/1983	Active	31	5	6	-1	-3.13%	32	14	0			M,VP,SC	7		\$1,000.00	
Exc Award (06/30/2017, 06/30/2024)																		
47968	SINGAPORE SENTOSA	12/21/1987	Active	16	0	0	0	0.00%	16		1			N SC	13			



# Club Health Assessment for District 309 through May 2025

			Status	Membership							Reports					Finance		LCIF
Club Number	Club Name	Charter Date		Current Member Count	YTD Members Added	YTD Members Dropped	YTD Net Growth	YTD Net Growth%	Member Count 12 Months Ago	Avg. length of service for dropped members	Months Since Last MMR ***	Yrs. Since Last Officer Report	President Rotation	Vice President Reported ****	Months Since Last Activity Report ***	Account Balance	Donations for current Fiscal Year	
			Number of times on status quo within last two years	If below 15 members appears				If net loss is greater than 20% appears			If no report in 3 months appears in	When more than one year appears in	Number of repeat terms	Notes the officers that do not have an active	If no report at 12 months appears in red			
49269	SINGAPORE SERANGOON GARDENS	03/06/1989	Active	22	3	0	3	15.79%	19		1			VP,SC	3			
49781	SINGAPORE SHANGRI LA Exc Award (06/30/2017)	07/19/1989	Active	7	0	0	0	0.00%	7		0		3	R	SC	10		
66742	SINGAPORE SIGLAP	10/24/2002	Active	11	0	0	0	0.00%	14		11			P,VP,SC	19			
25648	SINGAPORE SOUTH	05/05/1972	Active	21	0	0	0	0.00%	21		11		2	N	SC	17		
47952	SINGAPORE STAMFORD	12/16/1987	Active	22	2	0	2	10.00%	20		1		2	R	SC	1	\$1,000.00	
50855	SINGAPORE TANAH MERAH Exc Award (06/30/2020, 06/30/2022)	07/12/1990	Active	37	0	0	0	0.00%	38		1		2	R	SC	21		
25649	SINGAPORE TANGLIN	10/10/1972	Active	16	0	0	0	0.00%	16		2		2	R	P,M	24+	\$1,000.00	
49010	SINGAPORE VANDA Exc Award (06/30/2022)	11/11/1988	Active	36	2	0	2	5.88%	37		10			N	M,SC	1	\$1,000.00	
149436	Singapore Vanguard	12/29/2021	Cancelled(8*)	0	2	2	0	0.00%	0	4	2		None	P,S,T,M,VP SC	N/R	90+ Days		
116163	SINGAPORE VISTA	02/28/2012	Active	17	0	0	0	0.00%	17		15		None	P,S,T,M,VP SC	24+			
25650	SINGAPORE WEST	07/12/1972	Active	23	1	1	0	0.00%	23	1	1			R	13			
125335	Singapore Westlake	07/08/2015	Active	2	0	2	-2	-50.00%	4	2	1		5	S,T,M,VP,SC	24+			
108016	SINGAPORE WHAMPOA	04/12/2010	Active	26	4	2	2	8.33%	25	5	2		2	VP,SC	1			

Clubs Cancelled Previous Fiscal Year – Clubs Cancelled within last 12 months may be reinstated

Club Number	Club Name	Charter Date	Current Status*	Cancellation Date
121577	Singapore Broadway	04/04/2014	Cancelled(6*)	01/29/2024
139198	Singapore Icon 3K	07/30/2019	Cancelled(8*)	06/29/2024
130085	Singapore Millennium	02/24/2017	Cancelled(8*)	12/29/2023
133587	Singapore Premier	04/05/2018	Cancelled(8*)	06/29/2024
146139	Singapore YiXin	05/06/2021	Cancelled(8*)	12/29/2023





# Club Health Assessment for District 309 through May 2025

Club Number			Club Name			Charter Date			Status					Membership					Reports					Finance		LCIF
									Current Member Count	YTD Members Added	YTD Members Dropped	YTD Net Growth	YTD Net Growth%	Member Count 12 Months Ago	Avg. length of service for dropped members	Months Since Last MMR ***	Yrs. Since Last Officer Report	President Rotation	Vice President Reported ****	Months Since Last Activity Report ***	Account Balance	Donations for current Fiscal Year				
									Number of times on status quo within last two years	If below 15 members appears			If net loss is greater than 20% appears			If no report in 3 months appears in			When more than one year appears in	Number of repeat terms	Notes the officers that do not have an active		If no report at 12 months appears in red			
Current Total Clubs Count	YTD New Clubs Count	YTD Cancelled Clubs Count	YTD Net Club Gain	Current Total Members Count	YTD Add	YTD Drop	YTD Net Growth	YTD Net Growth %	Member Count 12 Months Ago	Average Member Count Per Club	% of Clubs with less than 20 members	% No MMR in 3 Months	% No Officer Report in 12 Months	% of Clubs with balance 90+ days	Number of Clubs in Status Quo	% Status Quo Clubs in Financial Suspension	Number of Cancelled Clubs	Average Cancelled Club Age	Members Lost Due to Cancellation	% of Clubs Cancelled for Non-Financial Reasons						
107	3	4	-1	3,435	570	358	212	6.58%	3,479	32	41%	44%	3%	2%	2	100%	4	12	35	-75%						

\* - P - Priority Club. Cancellation Reasons: 1-Objectives/conduct, 2-Non-active club, 5-Non-existing club, 6-Disbanding, 7-Merger, 8-Financial Suspension, 9-District/Multiple District Dues.

\*\* - Abbreviation: P-President, S-Secretary, T-Treasurer, M-Member Chairperson, VP-First Vice President, MC-Communications Chairperson, SC-Service Chairperson

\*\*\* - Abbreviation: N/R - Never reported using the Lions Clubs website, N/A - Not applicable, No password registered for the Lions Clubs website.

\*\*\*\* - Abbreviation: N - New, IP - Immediate Past, R - Repeat.



# Club Health Assessment for Ident 5843 - CAMBODIA,KINGDOM OF - UND through May 2025

INTERNATIONAL

Club Number	Club Name	Charter Date	Status		Membership						Reports				Finance		LCIF			
					Current Member Count	YTD Members Added	YTD Members Dropped	YTD Net Growth	YTD Net Growth%	Member Count 12 Months Ago	Avg. length of service for dropped members	Months Since Last MMR ***	Yrs. Since Last Officer Report	President Rotation	Vice President Reported ****	Months Since Last Activity Report ***	Account Balance	Donations for current Fiscal Year		
				Number of times on status quo within last two years		If below 15 members appears				If net loss is greater than 20% appears			If no report in 3 months appears in	When more than one year appears in	Number of repeat terms		Notes the officers that do not have an active	If no report at 12 months appears in red		
Clubs more than two years old																				
117342	PHNOM PENH FRANCOPHONE	06/30/2012		Active	19	17	23	-6	-24.00%	27	1		0		None		P,M,VP,SC	16		
133134	Phnom Penh Kizuna	11/16/2017		Active(1)	12	12	15	-3	-20.00%	15	4		7		9	R	S,M,VP,SC	24+		
116916	SIEM REAP ANGKOR WAT	05/18/2012		Active(1)	28	0	0	0	0.00%	28			7		N		M,VP,SC	0		
Current Total Clubs Count	YTD New Clubs Count	YTD Cancelled Clubs Count	YTD Net Club Gain	Current Total Members Count	YTD Add	YTD Drop	YTD Net Growth	YTD Net Growth %	Member Count 12 Months Ago	Average Member Count Per Club	% of Clubs with less than 20 members	% No MMR in 3 Months	% No Officer Report in 12 Months	% of Clubs with balance 90+ days	Number of Clubs in Status Quo	% Status Quo Clubs in Financial Suspension	Number of Cancelled Clubs	Average Cancelled Club Age	Members Lost Due to Cancellation	% of Clubs Cancelled for Non-Financial Reasons
3	0	0	0	59	29	38	-9	-13.24%	70	20	67%	67%	0%	0%	0	0%	0	0	0	0%

\* - P - Priority Club. Cancellation Reasons: 1-Objectives/conduct, 2-Non-active club, 5-Non-existing club, 6-Disbanding, 7-Merger, 8-Financial Suspension, 9-District/Multiple District Dues.

\*\* - Abbreviation: P-President, S-Secretary, T-Treasurer, M-Member Chairperson, VP-First Vice President, MC-Communications Chairperson, SC-Service Chairperson

\*\*\* - Abbreviation: N/R - Never reported using the Lions Clubs website, N/A - Not applicable, No password registered for the Lions Clubs website.

\*\*\*\* - Abbreviation: N - New, IP - Immediate Past, R - Repeat.



# Club Health Assessment for Ident 5845 - REP OF THE UNION OF MYANMAR - UND through May 2025

			Status		Membership							Reports					Finance		LCIF	
Club Number	Club Name	Charter Date			Current Member Count	YTD Members Added	YTD Members Dropped	YTD Net Growth	YTD Net Growth%	Member Count 12 Months Ago	Avg. length of service for dropped members	Months Since Last MMR ***	Yrs. Since Last Officer Report	President Rotation	Vice President Reported ****	Months Since Last Activity Report ***	Account Balance	Donations for current Fiscal Year		
			Number of times on status quo within last two years		If below 15 members appears					If net loss is greater than 20% appears		If no report in 3 months appears in	When more than one year appears in	Number of repeat terms	Notes the officers that do not have an active	If no report at 12 months appears in red				
Clubs more than two years old																				
134914	New Yangon	05/31/2018	Active		20	0	0	0	0.00%	20		16		None	P,S,T,M,VP SC	N/R	90+ Days			
135095	Yangon	06/08/2018	Cancelled(8*)		0	0	20	-20	-100.00%	20	4	10		None	P,S,T,M,VP SC	N/R	90+ Days			
Current Total Clubs Count	YTD New Clubs Count	YTD Cancelled Clubs Count	YTD Net Club Gain	Current Total Members Count	YTD Add	YTD Drop	YTD Net Growth	YTD Net Growth %	Member Count 12 Months Ago	Average Member Count Per Club	% of Clubs with less than 20 members	% No MMR in 3 Months	% No Officer Report in 12 Months	% of Clubs with balance 90+ days	Number of Clubs in Status Quo	% Status Quo Clubs in Financial Suspension	Number of Cancelled Clubs	Average Cancelled Club Age	Members Lost Due to Cancellation	% of Clubs Cancelled for Non-Financial Reasons
1	0	1	-1	20	0	20	-20	-50.00%	40	20	0%	100%	0%	100%	0	0%	1	6	20	0%

\* - P - Priority Club. Cancellation Reasons: 1-Objectives/conduct, 2-Non-active club, 5-Non-existing club, 6-Disbanding, 7-Merger, 8-Financial Suspension, 9-District/Multiple District Dues.

\*\* - Abbreviation: P-President, S-Secretary, T-Treasurer, M-Member Chairperson, VP-First Vice President, MC-Communications Chairperson, SC-Service Chairperson

\*\*\* - Abbreviation: N/R - Never reported using the Lions Clubs website, N/A - Not applicable, No password registered for the Lions Clubs website.

\*\*\*\* - Abbreviation: N - New, IP - Immediate Past, R - Repeat.